


Who does Montenegro choose?

– gender, age, the geographic and professional structure
of electoral lists in early 2023 Parliamentary elections –



Who does Montenegro choose?

- gender, age, the geographic and professional structure of electoral lists in early 2023 Parliamentary elections -

Publisher:

Centre for Civic Education (CCE)

Editor:

Daliborka Uljarević

Author:

Milijana Radulović

Collaborator:

Damir Suljević

Translated in English:

Monika Mrnjačević

Design and production:

Centre for Civic Education (CCE)



The publication "WHO DOES MONTENEGRO CHOOSE? - gender, age, geographic and professional structure of electoral lists in early 2023 Parliamentary elections", was prepared with the support of the Core grant of the regional project SMART Balkan - Civil Society for Shared Society in the Western Balkans, which is implemented by the Centre for the Promotion of Civil Society (CPCS), Center for Research and Public Policy (CRPP) and the Institute for Democracy and Mediation (IDM) and is financially supported by the Ministry of Foreign Affairs of the Kingdom of Norway.

The content of the publication is the sole responsibility of the Centre for Civic Education (CCE) and does not reflect the views of CPCS, CRPP, IDM, and the Ministry of Foreign Affairs of the Kingdom of Norway.

Who does Montenegro choose?

- gender, age, the geographic and professional structure
of electoral lists in early 2023 Parliamentary elections -

Podgorica, 2023

Contents

Introduction_____	5	8. Change Movement – MONTENE- GRO FIRST – Nebojša Medojević – Reforms to save the country_____	20
General analysis of electoral lists_	6	9. YES. WE CAN FOR CIVIC MONTE- NEGRO!_____	21
1. It is clear! – Bosniak Party – mr Ervin Ibrahimović_____	13	10. TOGETHER! For the future that belongs to you – Danijel Živković (DPS, SD, DUA, LP)_____	22
2. CCI – On the right side of the world_____	14	11. EUROPE NOW – MILOJKO SPAJIĆ _____	23
3. JUSTICE FOR ALL! – Dr. VLADIMIR LEPOSAVIĆ_____	15	12. SDP – FOR OUR HOUSE_____	24
4. SPP – DEMOS – FOR YOU._____	16	13. ALEKSA AND DRITAN – COURAGE COUNTS!_____	25
5. "THE PEOPLES COALITION – UNITED AND PERIOD" – (Dejan Vukšić – De- mochristian movement; Marko Milačić – Real Montenegro; Vla- dislav Dajković – Free Montene- gro; Dragica Perović – the Dem- ocratic Serbian Party; dr Novica Stanić – Movement for Pljevlja)____	17	14. FOR THE FUTURE OF MONTENE- GRO (NEW SERBIAN DEMOCRACY, DEMOCRATIC PEOPLE'S PARTY OF MONTENEGRO, LABOR PARTY)_____	26
6. ALBANIAN ALLIANCE_____	18	15. Albanian forum – Nik Gjelošhaj "BESA for European Development"_____	27
7. Turnover for a safe Montenegro – Srđan Perić_____	19		

Introduction

Early parliamentary elections will be held on 11 June 2023. Total of 15 electoral lists are participating, with a total of 1113 candidates¹ who will compete for 81 parliamentary seat.

The main objective of this research is to provide a cross-section of those electoral lists in terms of gender, age, and regional and professional structure of the candidates so that citizens and the interested public have a deeper cross-section of the electoral offer in that aspect.

The data has been processed in a manner that does not reveal personal data about candidates for MPs and provides all the relevant information set by the research task.

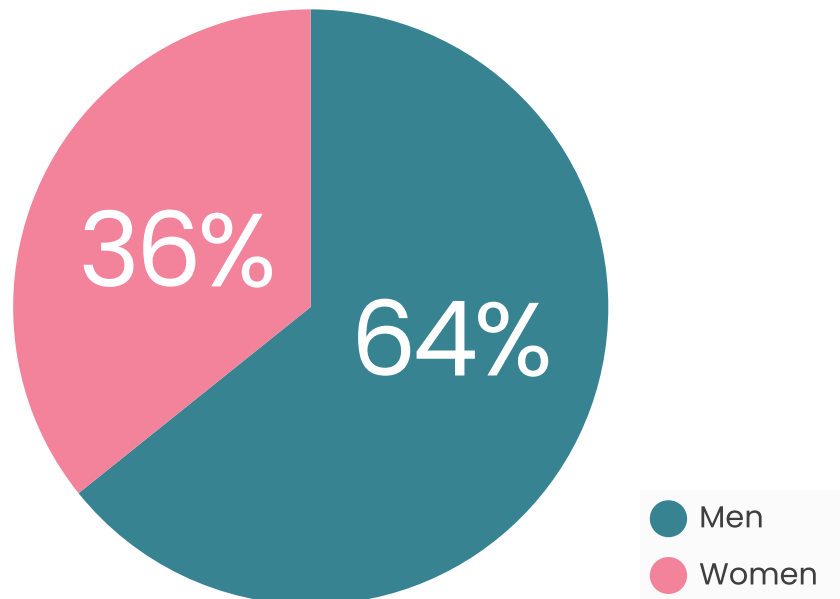
¹ Summary electoral list for the election of MPs to the Parliament of Montenegro in the elections to be held on 11 June 2023 - <https://dik.co.me/wp-content/uploads/2023/05/Zbirna-izborna-lista.pdf>

General analysis of electoral lists

Gender structure

Regarding gender representation, all the lists have fulfilled the legal requirement of having at least 30% of candidates from the underrepresented gender, as well as the positioning of at least one candidate from the underrepresented gender among every four candidates², noting that without meeting these criteria, the lists would not have been ultimately confirmed by the State Election Commission (SEC).

Out of a total of 1113 candidates, there are 715 (64%) men and 398 (36%) women on the lists. These data indicate a slight improvement in achieving a better gender balance, although there is still room for improvement in achieving gender equality within party structures and, consequently, effective political participation of women. Only one out of the 15 confirmed electoral lists is led by a woman. It is the civic list "YES. WE CAN FOR CIVIC MONTENEGRO", where the percentage of women representation is significantly above the average at 58%. Besides this list, two lists representing national minority parties - the Bosniak Party (BP) and the Croatian Civic Initiative (CCI) - also have a notable percentage of women at 41% each, along with the coalition gathered around the Democratic Party of Socialists (DPS) with 40% however, on most other lists, the percentage of women representation remains within the limits of the legal minimum or below, as mentioned above.



Graph: gender structure

² Article 39a of the Law on the Election of Councilors and Members of Parliament („Official Gazette of the Republic of Montenegro“, br. 4/98, 5/98, 17/98, 14/00, 18/00, 9/01, 41/02, 46/02, 45/04, 48/06, 56/06 i „Official Gazette of Montenegro“, broj 46/11,14/14, 47/14,12/16,60/17,10/18 i 109/20)

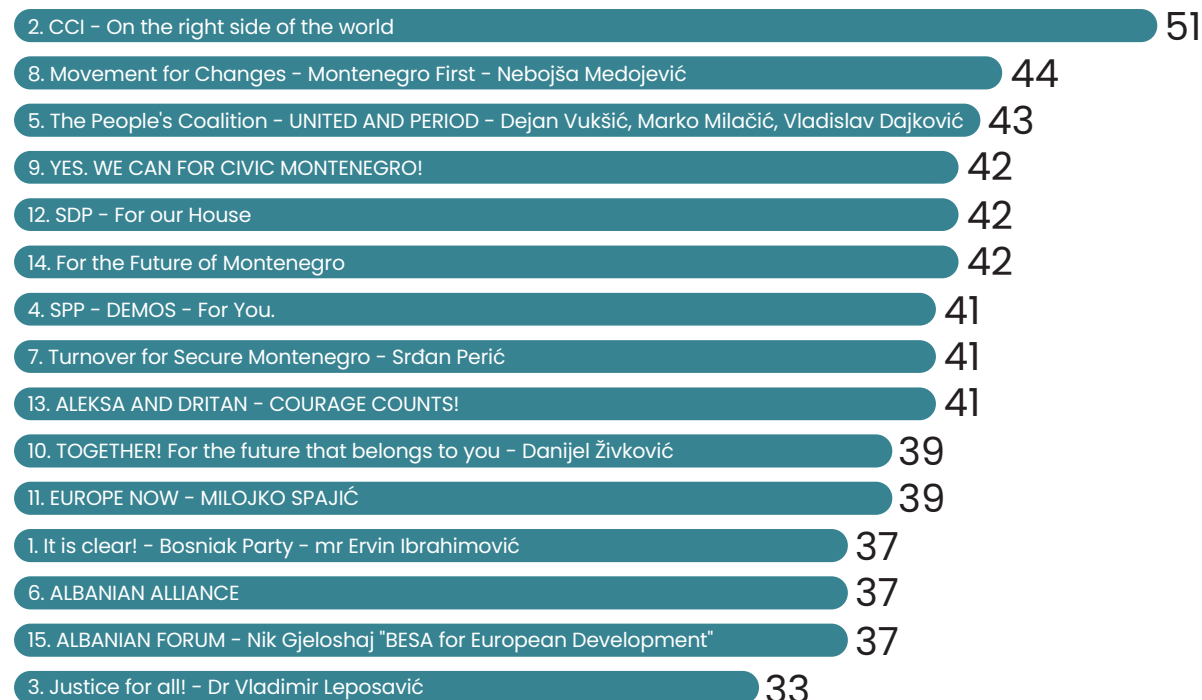
Age structure

The age structure of the candidates is very heterogeneous, with the youngest candidate being 18 and the oldest 82³. When all 15 confirmed lists are taken, i.e. all 1113 candidates, the average age of those who want to represent citizens in the next convocation of the Parliament is 41 years.

Number of candidates	< 20	20-30	30-40	40-50	50-60	60-70	70-80	> 80
1113	4	221	388	228	157	88	25	2

Table: age structure

The youngest list is JUSTICE FOR ALL! - Dr VLADIMIR LEPOSAVIĆ with the average age of the candidates 33 years, while the oldest list is the CCI on which the candidates are 51 years old on average.



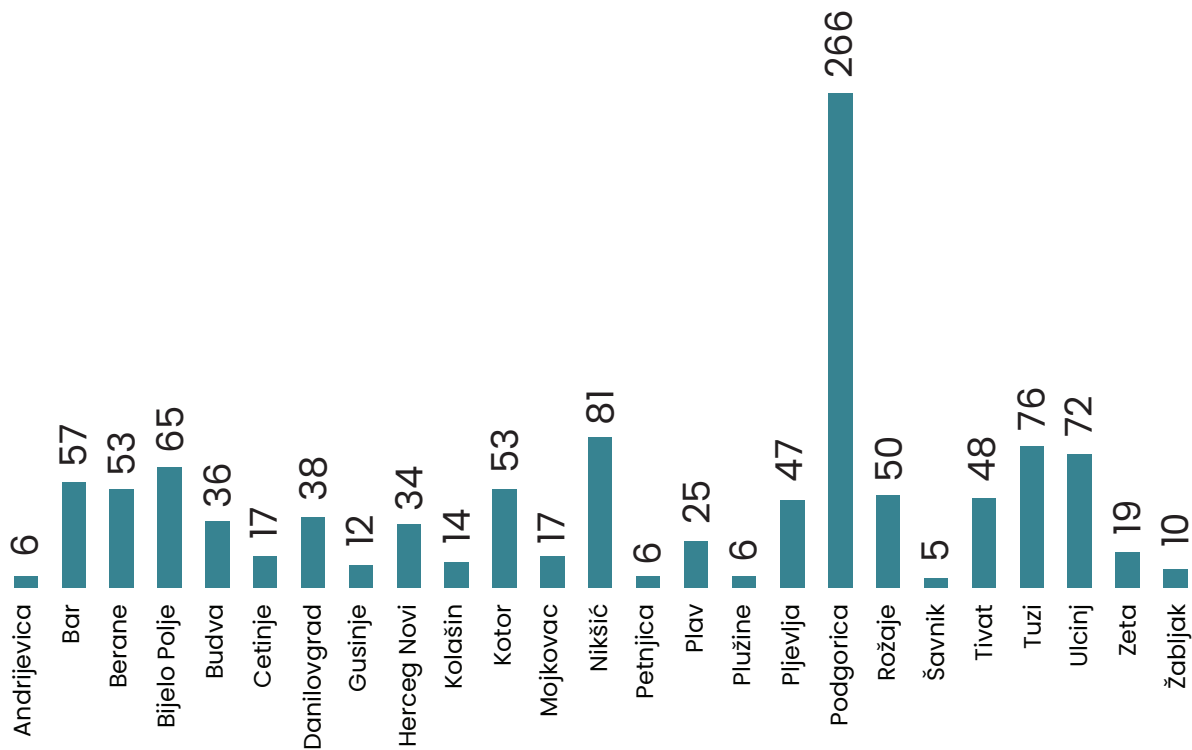
Graph: age structure

³ The research was conducted among the candidates considering their age structure on election day, 11 June 2023.

Regional structure

Analyzing the candidates' place of residence, a significant disparity in the distribution of candidates across different municipalities is observed.

The highest concentration of candidates is from the capital city of Podgorica, with 266 candidates, i.e. 23.9% of the total number. It is followed by Nikšić with 81 candidates (7.28%), Tuzi with 76 candidates (6.83%), and Ulcinj with 72 candidates (6.47%). On the other hand, municipalities such as Šavnik, Andrijevica, Petnjica, and Plužine have the lowest number of candidates, ranging from only 5 to 6 candidates (0.45% - 0.54%).



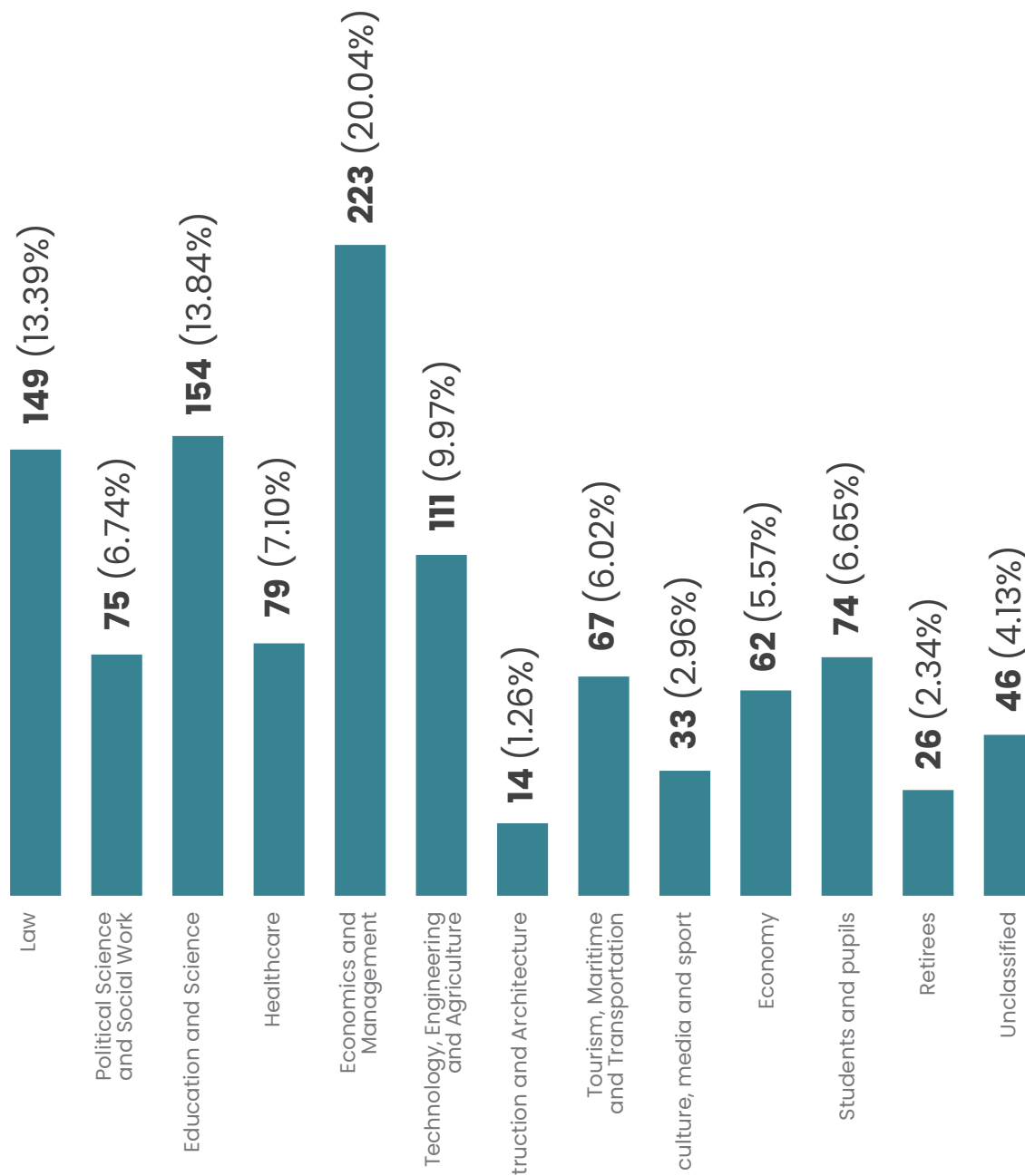
Graph: regional structure

None of the lists included citizens from all 25 municipalities in Montenegro. The most comprehensive in this regard is the list led by the coalition around DPS, whose candidates come from 24 municipalities. Following that is the coalition of Democrats and URA, which covers candidates from 23 municipalities, and the coalition of Socialist People's Party (SNP) and DEMOS, with candidates from 21 municipalities. On the other hand, there are three minority lists - Albanian Alternative, whose candidates come from three municipalities, the HGI list, which covers candidates from five municipalities, and the Albanian Forum list, which has candidates from six municipalities.

Profesional structure

The candidates are characterized by a diversity of professions, which can contribute to a variety of ideas and perspectives brought into the political arena. For this research, occupations have been grouped into the following sectors:

1. **Law** (Ph.D. in legal sciences, lawyers, specialists in legal sciences, graduated lawyers, legal technicians);
2. **Political Science and Social Work** (Ph.D. in Political Science, Master's in Political Science, Bachelor's in Political Science, Bachelor's in Social Work);
3. **Education and Science** (Ph.D. in science, professors, teachers, educators, historians, biologists, mathematicians, chemists, archaeologists, philosophers, philologists, forensic experts);
4. **Healthcare** (doctors, specialists and subspecialists, dentists, veterinarians, psychologists, pedagogues, cosmetologists, medical technicians);
5. **Economics and Management** (masters of economic sciences, graduate economists, auditors, bankers, accountants, human resource managers, marketing specialists, business management, economics technicians);
6. **Technology and Engineering** (engineers of mechanical engineering, metallurgy, mining, agronomy, agriculture, forestry, environmental protection, sanitary engineers, electrical engineers, computer scientists, programmers, electronics, electrical technicians, technicians);
7. **Construction and Architecture** (architectural engineers, construction engineers, surveyors, construction technicians);
8. **Tourism, Maritime, and Transportation** (graduate tourismologists, tourism representatives, tourism workers, restaurateurs, hoteliers, maritime managers, sailors, captains, pilots);
9. **Art, culture, media, and sport** (visual artists, visual artists, cultural experts, conservators, directors, video editors, graphic designers, journalists, and athletes);
10. **Economy** (entrepreneurs, business owners, traders, workers in the economy, sales representatives, farmers, craftsmen, businessmen)
11. **Students and pupils**
12. **Retirees**
13. **Unclassified** (insurance agents, housewives, correspondents, foreign correspondents, drivers, graduates in criminology, officers, customs technicians, civil servants, public administration, experts of American diplomacy, executive secretaries, security managers)



Graph: professional structure

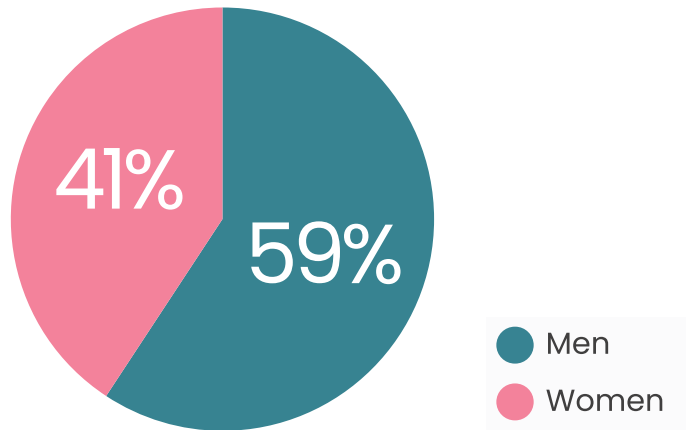
The largest number of candidates is from the field of economy and management (223), followed by education and science (154) and law (149).

For easier classification of occupations, it is recommended to include guidelines in the Instructions for the Content and Format of Forms for Proposing Candidates for the Election of Councilors and MPs. Additionally, Form PG-2 (Declaration of Acceptance of Candidacy) could be improved by adding fields to collect data on the level of educational qualification of candidates, thus providing more detailed information about the education and expertise of candidates

Detailed cross-section by electoral

1. It is clear! – Bosniak Party – mr Ervin Ibrahimović

The Bosniak Party has 48 men (59%) and 33 women (41%) among 81 candidates.



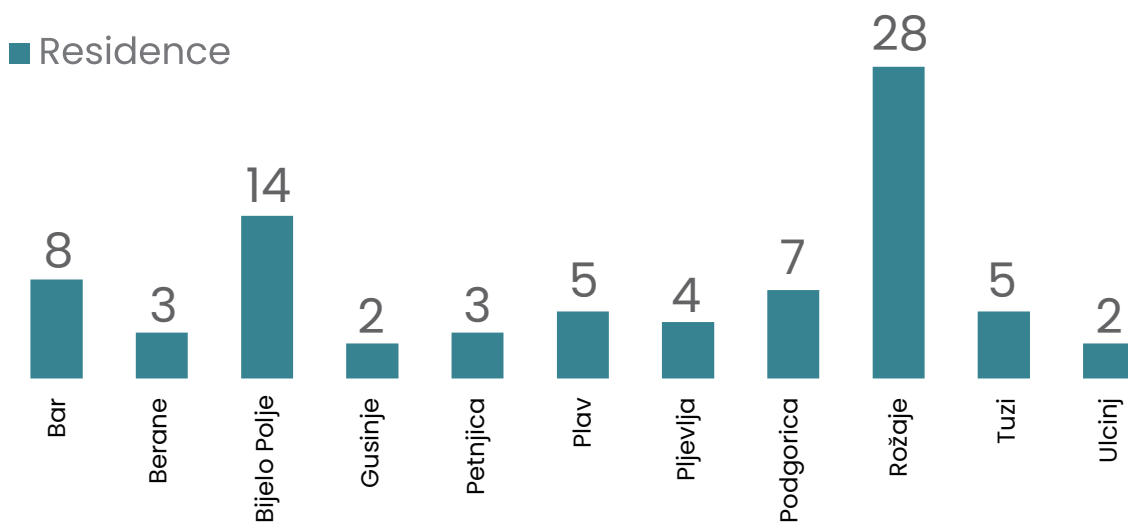
Graph: gender structure

Regarding the age structure, the average is 37 years.

Number of candidates	20-30	30-40	40-50	50-60	60-70
81	14	39	22	5	1

Table: age structure ratio

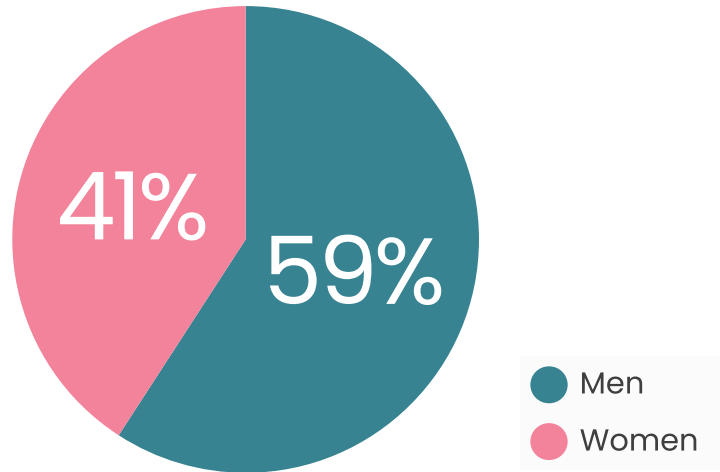
By far the largest number of candidates is from the municipality of Rožaje.



Graph: regional structure

2. CCI – On the right side of the world

CCI has 71 candidates, among them 42 men (59%) and 29 women (41%).



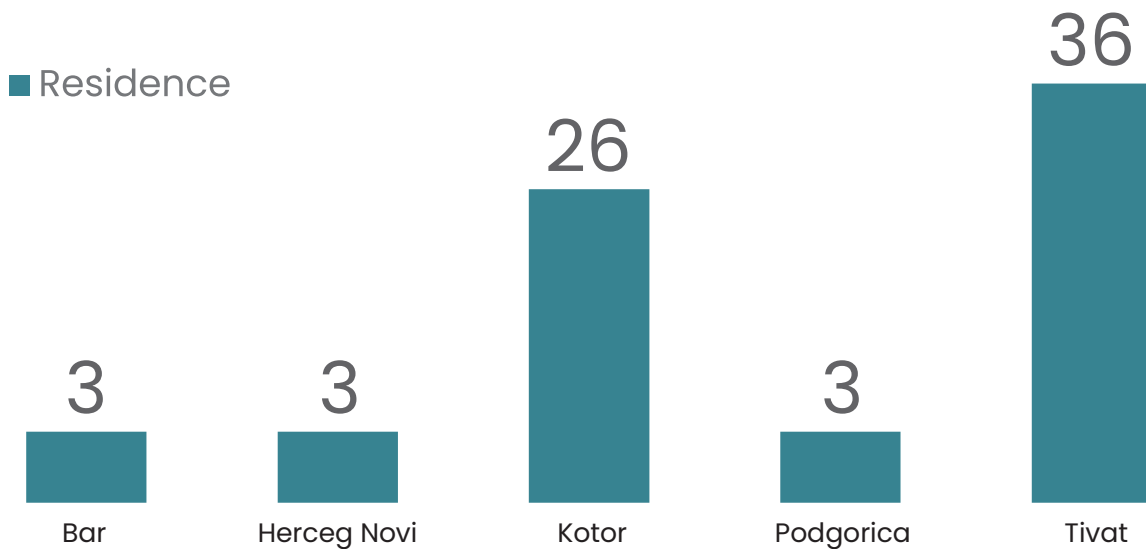
Graph: gender structure

On average, the candidates on this list are 51 years old.

Number of candidates	20-30	30-40	40-50	50-60	60-70	70-80	> 80
71	12	10	10	12	14	11	2

Table: age structure ratio

The dominant number of candidates is from Tivat.

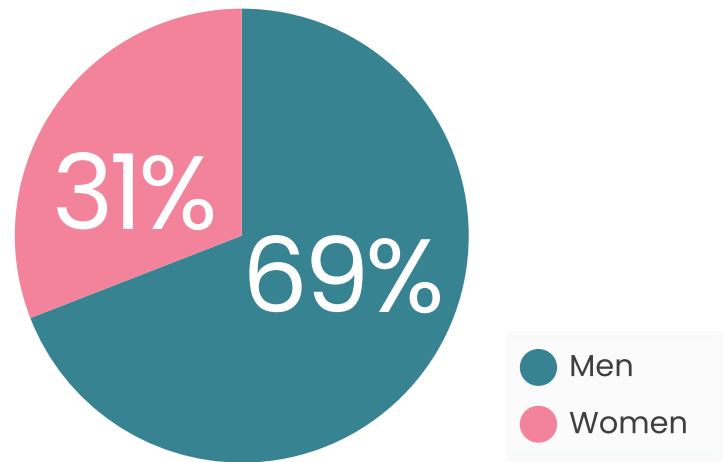


Graph: regional structure

In the professional structure, over a quarter of the candidates on this list are from the fields of tourism, maritime, and transportation.

3. JUSTICE FOR ALL! – Dr. VLADIMIR LEPOSAVIĆ

This list has 55 candidates, of which 38 are men (69%) and 17 are women (31%).



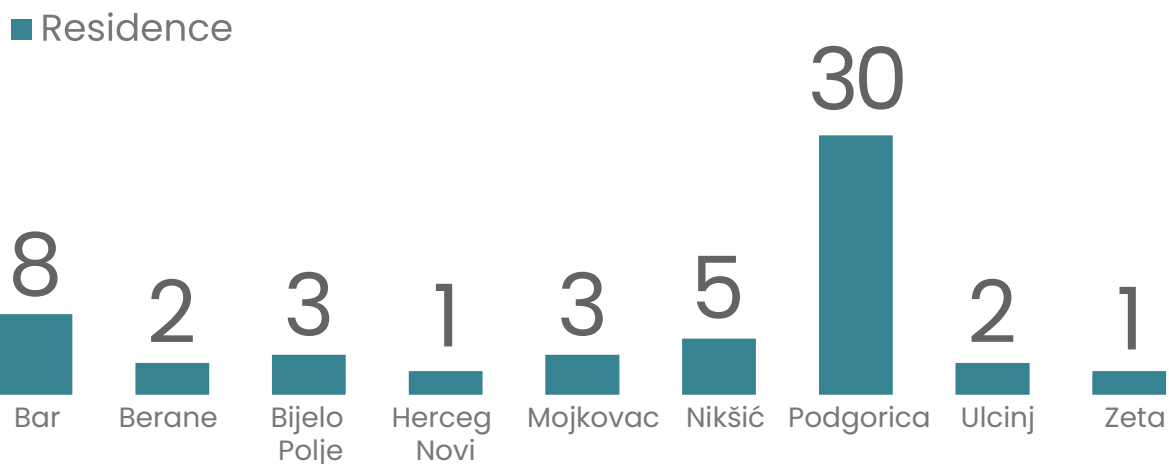
Graph: gender structure

The average age of the candidates on this list is 33.

Number of candidates	< 20	20–30	30–40	40–50	50–60	60–70
55	1	25	18	7	2	2

Table: age structure ratio

Most of the candidates on this list are from Podgorica.

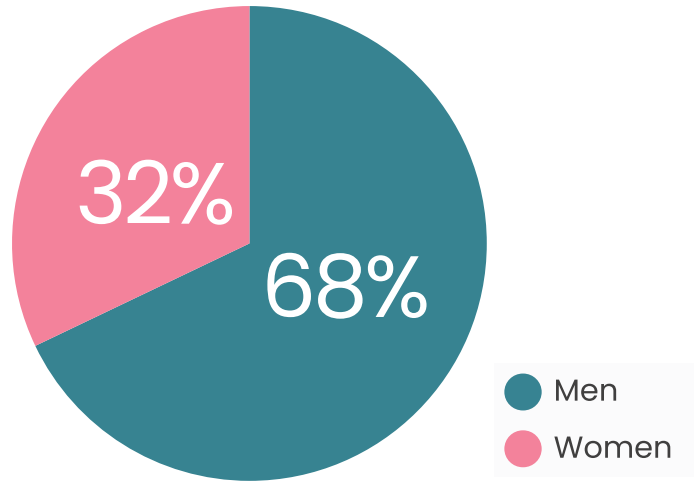


Graph: regional structure

A quarter of the candidates on this list are represented by the field of law and students.

4. SPP – DEMOS – FOR YOU.

The SPP-DEMOS coalition has a total of 81 candidates, 55 men (68%) and 26 women (32%).



Graph: gender structure

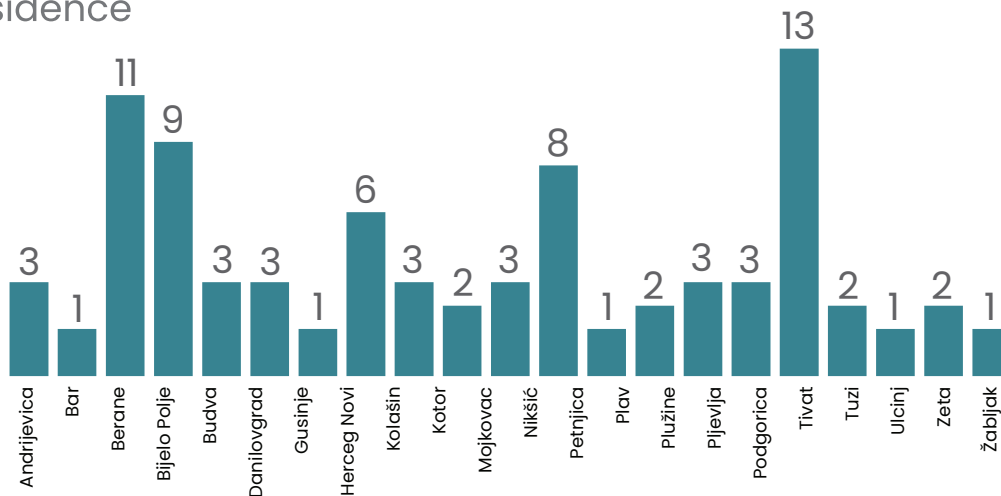
The average age of the candidates on this list is 41 years.

Number of candidates	20–30	30–40	40–50	50–60	60–70
81	8	35	23	10	5

Table: age structure ratio

Relating to the geographical distribution of candidates, the list is scattered, with a slightly larger number of those from Podgorica.

Residence

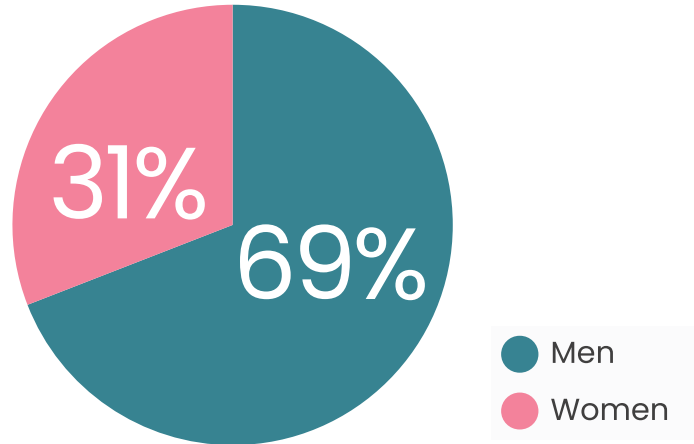


Graph: regional structure

The largest number of candidates on this list, over a fifth, comes from the field of economics and management.

5. "THE PEOPLES COALITION – UNITED AND PERIOD" – (Dejan Vukšić – Demochristian movement; Marko Milačić – Real Montenegro; Vladislav Dajković – Free Montenegro; Dragica Perović – the Democratic Serbian Party; dr Novica Stanić – Movement for Pljevlja)

This coalition has a total of 81 candidates, of which 56 are men (69%) and 25 are women (31%).



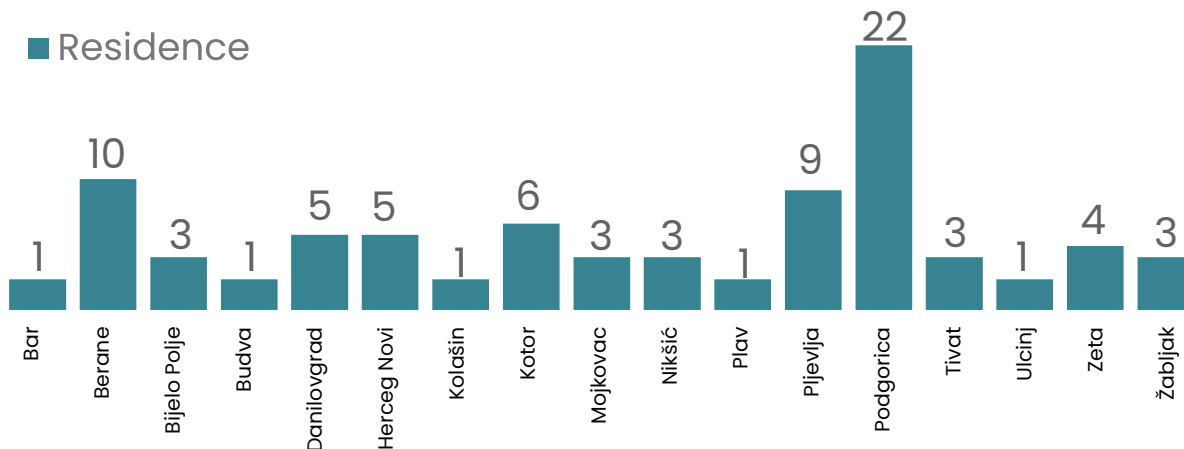
Graph: gender structure

The average age of the candidates on this list is 43 years.

Number of candidates	20–30	30–40	40–50	50–60	60–70	70–80
81	14	27	15	12	8	5

Table: age structure ratio

Most of the candidates on this list are from Podgorica.

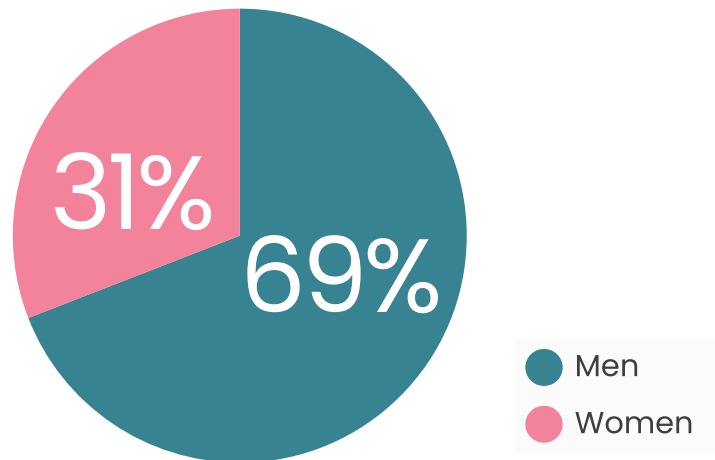


Graph: regional structure

Candidates from the field of economics and management take the lead on this coalition's list, of which close to 25% of the candidates.

6. ALBANIAN ALLIANCE

The Albanian Alliance has 67 candidates, including 46 men (69%) and 21 women (31%).



Graph: gender structure

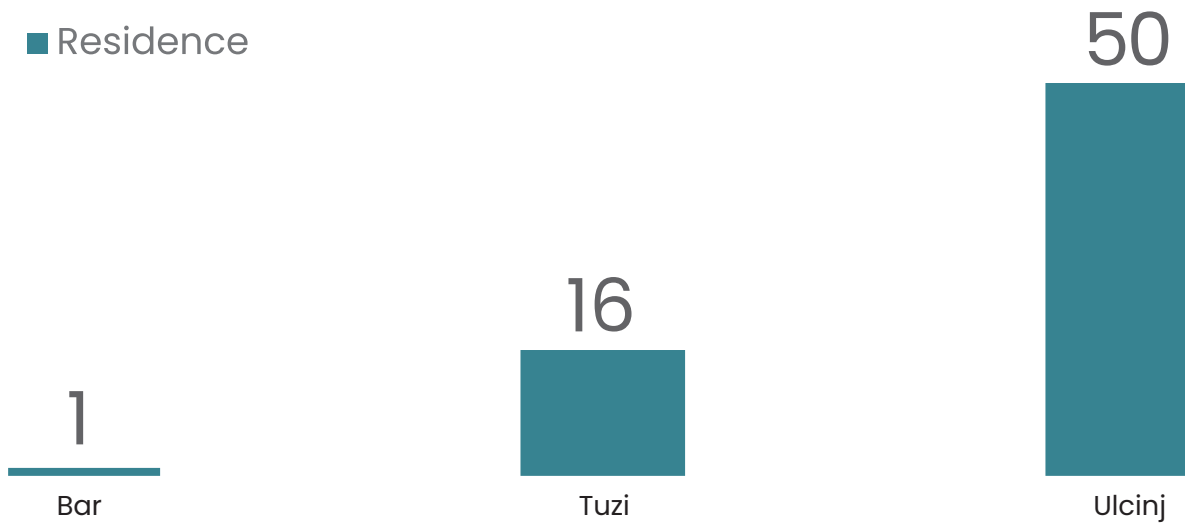
The average age of the candidates on this list is 37 years.

Number of candidates	20-30	30-40	40-50	50-60	60-70
67	18	29	14	3	3

Table: age structure ratio

Most of the candidates are from Ulcinj.

■ Residence

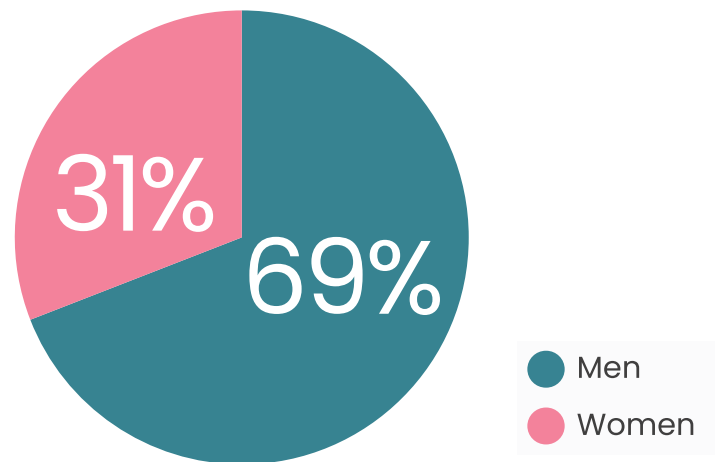


Graph: regional structure

Among the candidates on this list, economists and managers lead the way, of which over 25%.

7. Turnover for a safe Montenegro – Srđan Perić

The Turnover list has 54 candidates, of which 37 are men (69%) and 17 are women (31%).



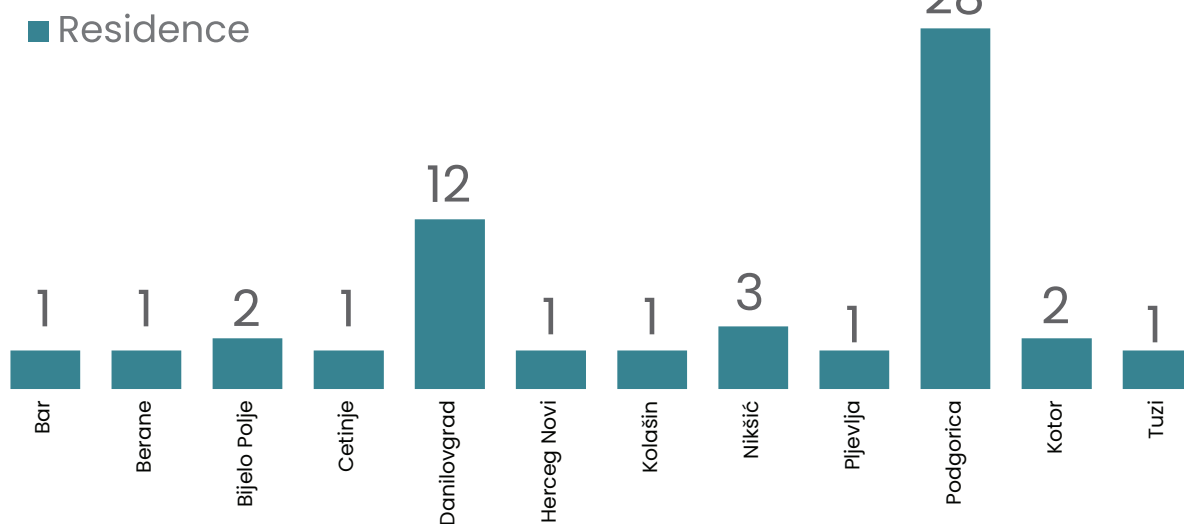
Graph: gender structure

The average age of the candidates on this list is 41 years.

Number of candidates	20-30	30-40	40-50	50-60	60-70	70-80
54	12	16	9	10	6	1

Table: age structure ratio

Most of the candidates on the list are from Podgorica.

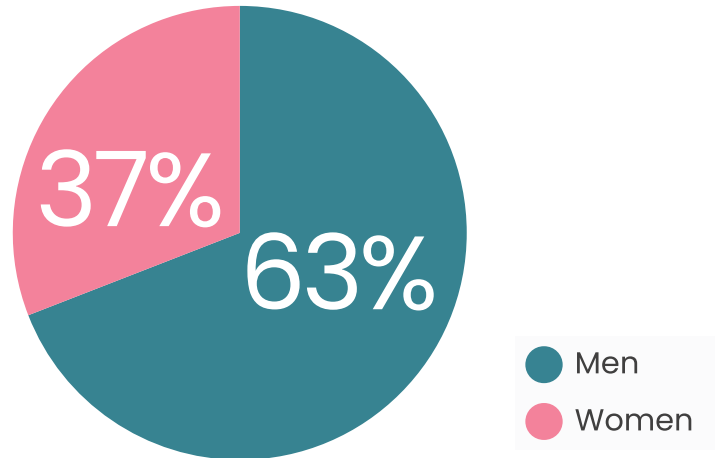


Graph: regional structure

The largest number of Turnover candidates come from the fields of technology and engineering, which are close to a quarter.

8. Movement for Change – MONTENEGRO FIRST – Nebojša Medojević – Reforms to save the country

The Movement for Change has 81 candidates, including 51 men (63%) and 30 women (37%).



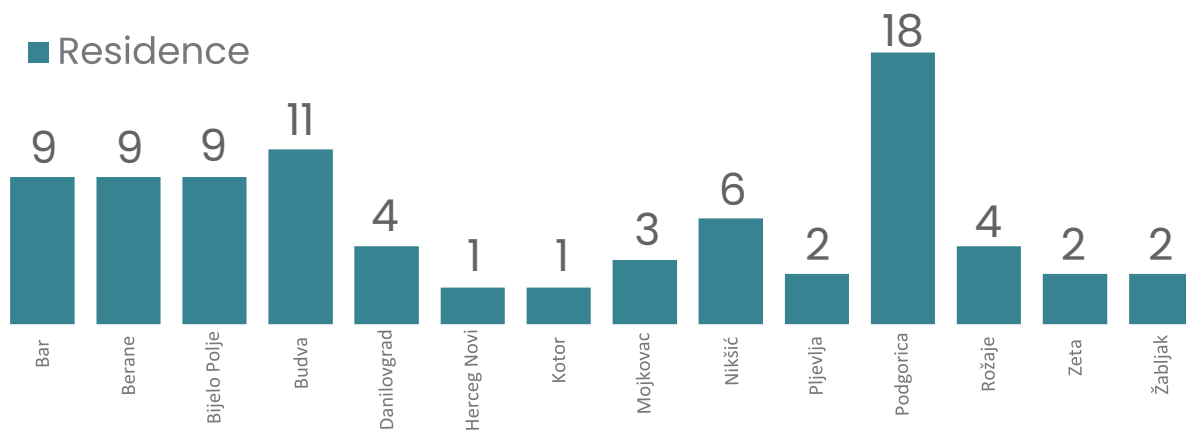
Graph: gender structure

The average age of the candidates is 44 years.

Number of candidates	20–30	30–40	40–50	50–60	60–70	70–80
81	16	21	13	18	11	2

Table: age structure ratio

The list has the most candidates from Podgorica.

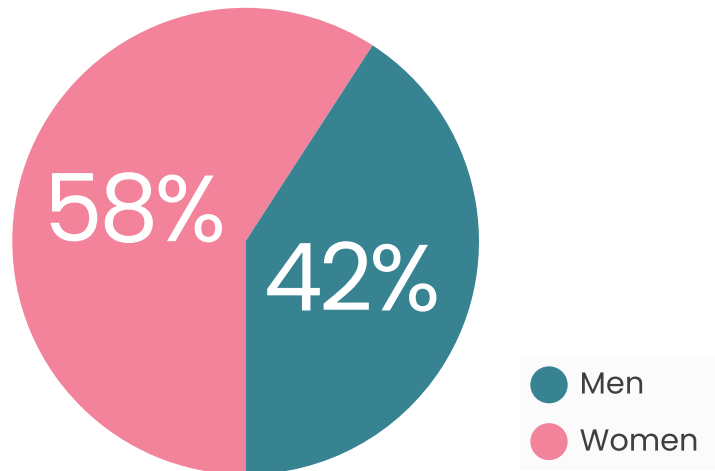


Graph: regional structure

Among the candidates on this list, most are those from the sphere of economics and management, i.e. a little less than a fifth.

9. YES. WE CAN FOR CIVIC MONTENEGRO!

This list has 77 candidates, including 32 men (42%) and 45 women (58%), making it the only list where women are in the majority.



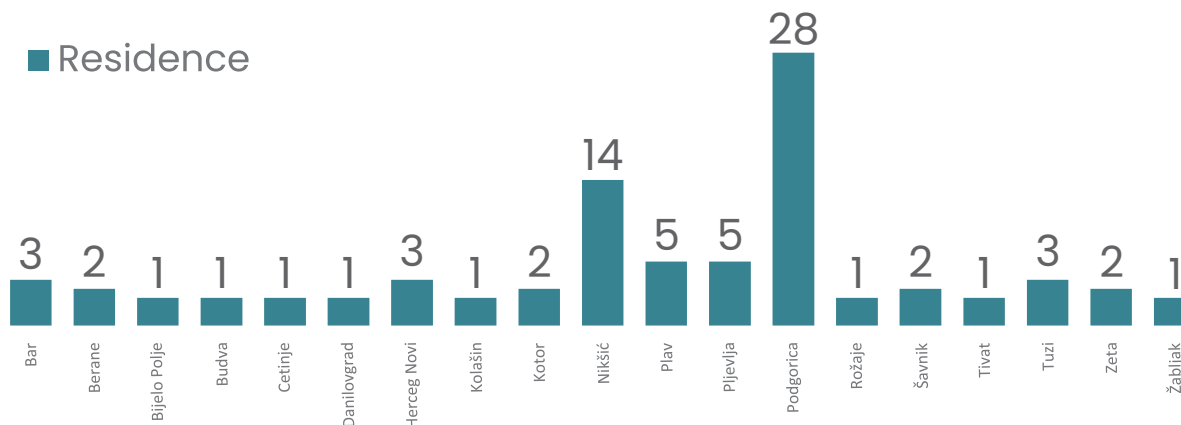
Graph: gender structure

The average age of the age structure is 42 years.

Number of candidates	< 20	20-30	30-40	40-50	50-60	60-70	70-80
77	2	13	17	19	16	9	1

Table: age structure ratio

The largest number of candidates is from Podgorica.

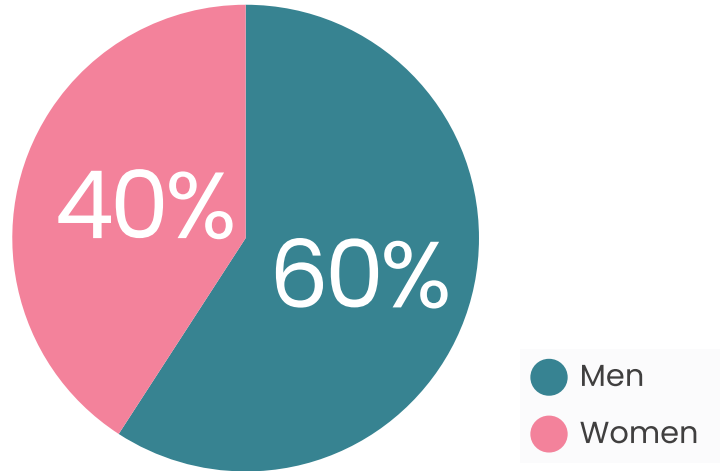


Graph: regional structure

The candidates on this list mostly come from the economies, that is, close to a fifth of them.

10. TOGETHER! For the future that belongs to you - Danijel Živković (DPS, SD, DUA, LP)

The list has 81 candidates of which 49 are men (60%) and 32 are women (40%).



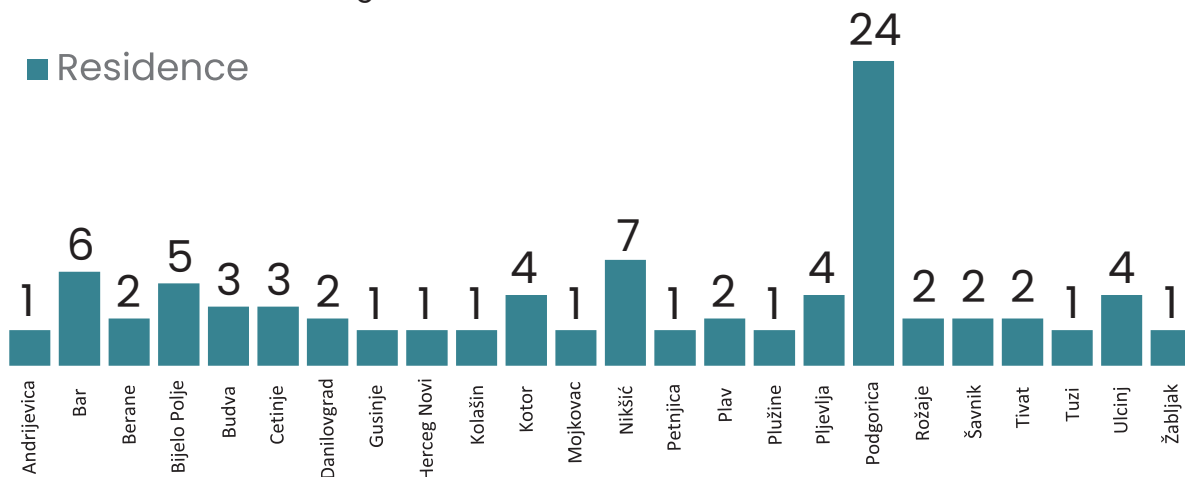
Graph: gender structure

In terms of age structure, the average age is 39 years.

Number of candidates	20-30	30-40	40-50	50-60	60-70
81	16	29	25	10	1

Table: age structure ratio

Although the list covers a wide range of Montenegrin municipalities, the majority of candidates are from Podgorica.

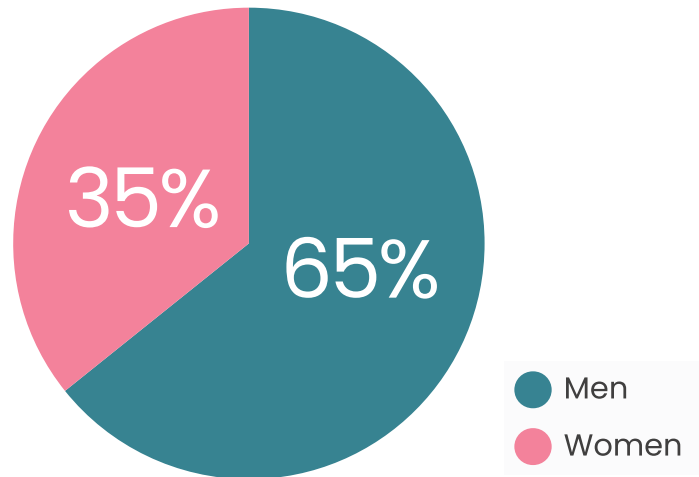


Graph: regional structure

In the professional structure, over a fifth of the candidates on this list come from the sphere of economics and management.

11. EUROPE NOW – MILOJKO SPAJIĆ

The Europe Now list has 81 candidates, among whom there are 53 men (65%) and 28 women (35%).



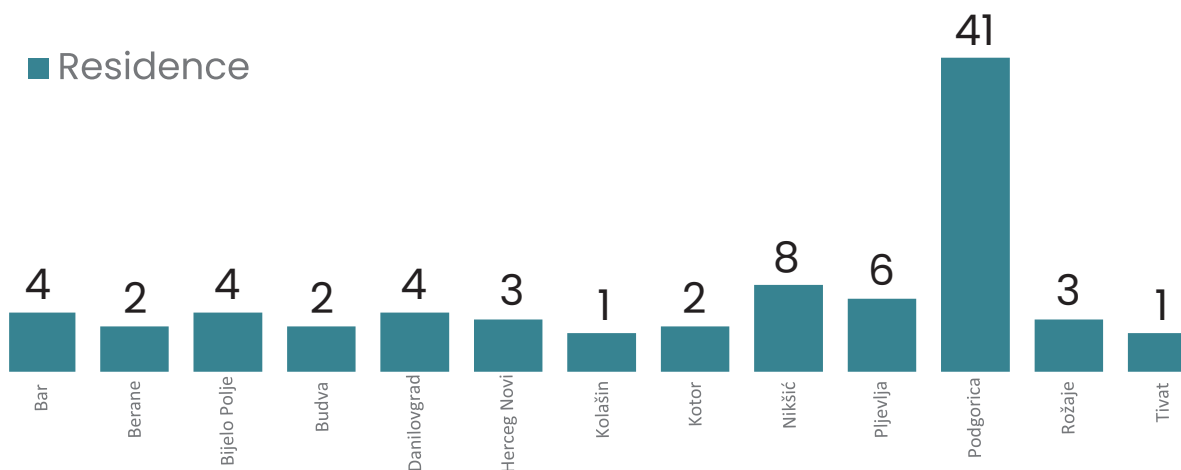
Graph: gender structure

On average, the candidates are 39 years old.

Number of candidates	20-30	30-40	40-50	50-60	60-70	70-80
81	12	39	18	7	4	1

Table: age structure ratio

The largest number of candidates on this list is from Podgorica.

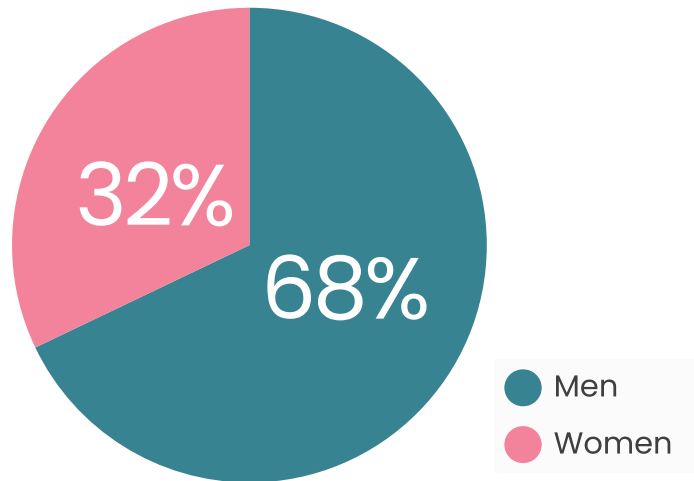


Graph: regional structure

On the list of Movement Europe Now there are candidates from the sphere of education and science, less than a fifth.

12. SDP – FOR OUR HOUSE

The electoral list of the SDP has 81 candidates, of which 55 are men (68%) and 26 are women (32%).



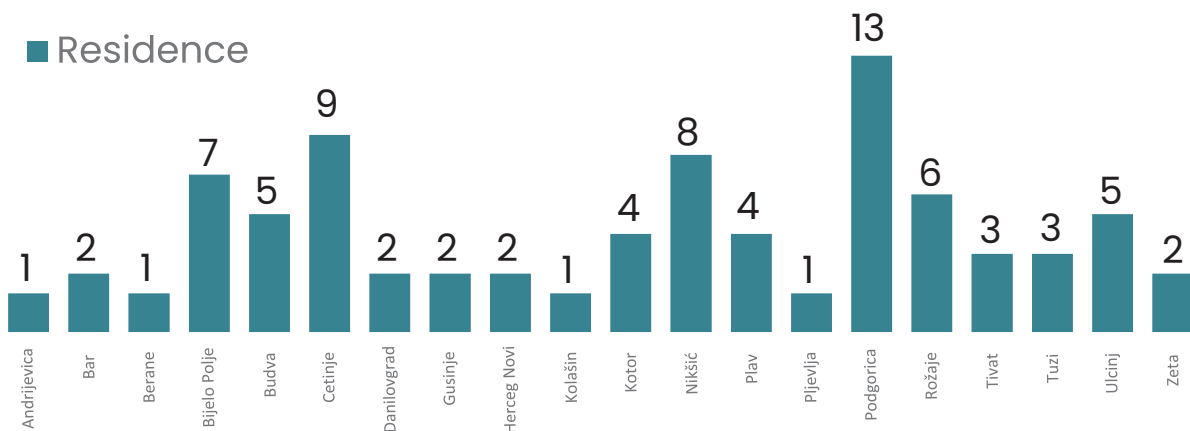
Graph: gender structure

The average age of the candidates is 42 years.

Number of candidates	< 20	20-30	30-40	40-50	50-60	60-70	70-80
81	1	18	21	15	15	10	1

Table: age structure ratio

Although there are candidates from a large number of municipalities, the majority of them are from Podgorica.

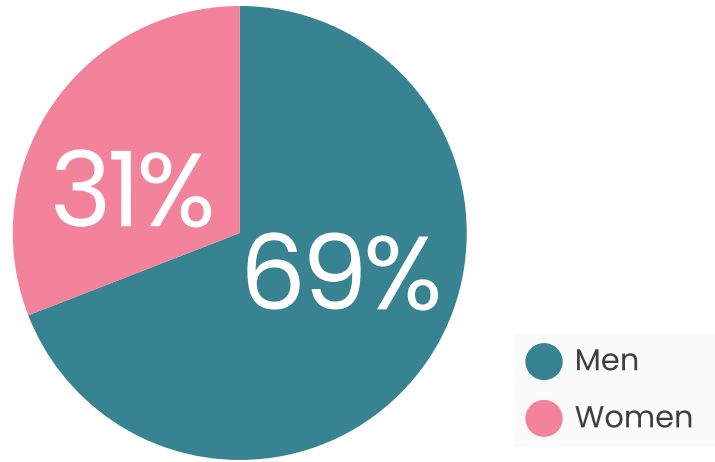


Graph: regional structure

In the professional structure, candidates from the field of economics and management are the most represented, which is around 17%.

13. ALEKSA AND DRITAN – COURAGE COUNTS!

The list has 81 candidates, of which 56 are men (69%) and 25 are women (31%).



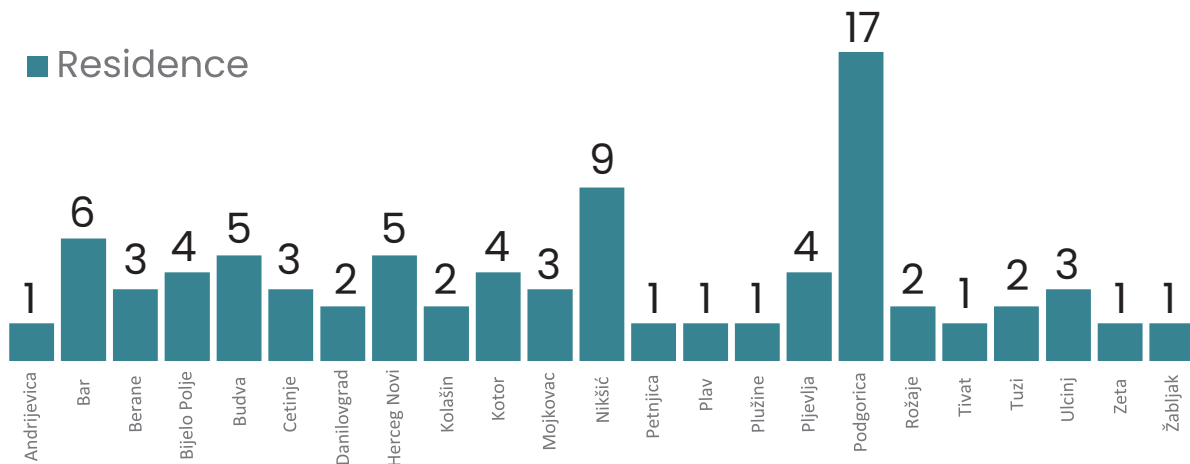
Graph: gender structure

On average, the candidates have 41 years.

Number of candidates	20-30	30-40	40-50	50-60	60-70	70-80
81	10	38	13	14	4	2

Table: age structure ratio

This list has candidates from almost all municipalities, but the largest number is from Podgorica.

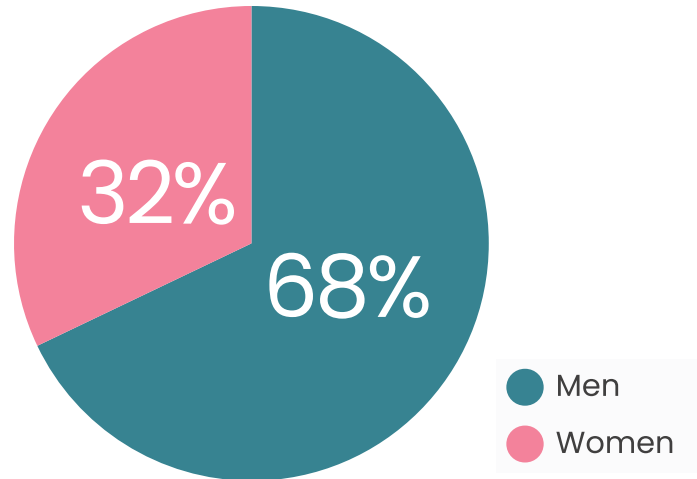


Grafik: regional structure

The largest number of candidates on this list come from the sphere of economics and management, i.e. over a quarter.

14. FOR THE FUTURE OF MONTENEGRO (NEW SERBIAN DEMOCRACY, DEMOCRATIC PEOPLE'S PARTY OF MONTENEGRO, LABOR PARTY)

The list has 81 candidates, out of which 55 are male (68%) and 26 are female (32%).



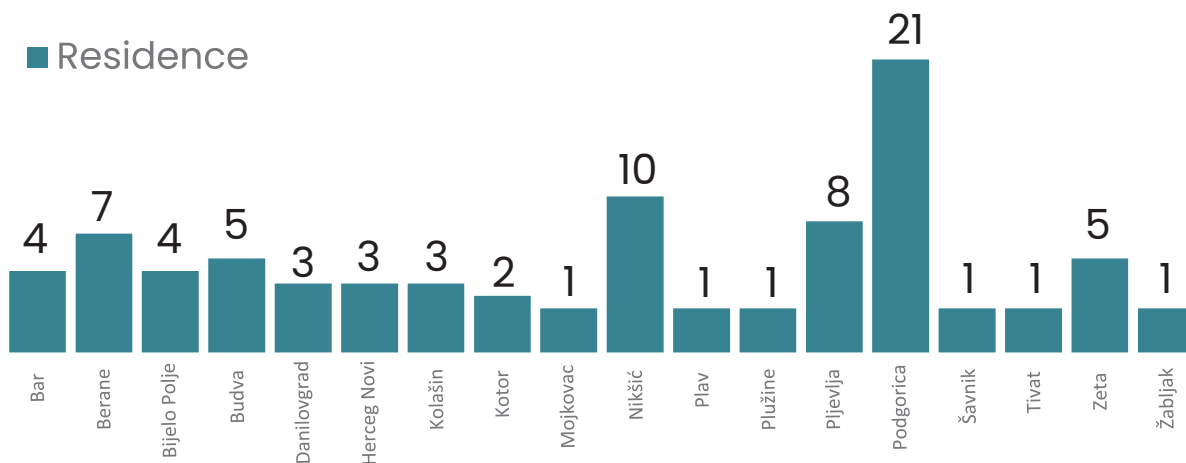
Graph: gender structure

The average age of the candidates is 42 years.

Number of candidates	20–30	30–40	40–50	50–60	60–70
81	13	27	16	19	6

Table: age structure ratio

Despite the participation of candidates from different municipalities, the largest number is from Podgorica.

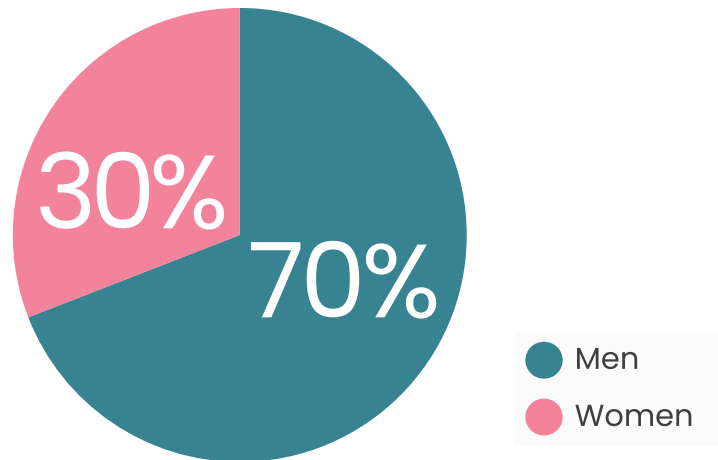


Graph: regional structure

On the list of this coalition, candidates from the field of education and science lead, of which there are more than a fifth.

15. Albanian forum - Nik Gjeloshaj "BESA for European Development"

This list has 60 candidates, of which 42 are men (70%) and 18 are women (30%).



Graph: gender structure

The candidates are an average age of 37 years.

Number of candidates	20-30	30-40	40-50	50-60	60-70	70-80
60	20	22	9	4	4	1

Table: age structure ratio

The list has candidates from three municipalities, with a dominant presence from Tuzi.



Graph: regional structure

The list has the most candidates from the field of education and science, i.e. a quarter of them.

