

Full circle for
human rights



Public opinion research about discrimination



Project 360° - Full circle for human rights is conducted by Centre for Civic Education (CCE) in partnership with the Human Rights House from Zagreb, BELDOCS from Belgrade and ATAK from Podgorica. Associates are NGO Juventas, Ministry of Education and Institution of Protector of Human Rights and Freedoms. Project is financially supported by the European Union.

Methodology of the research

Implementation: I Wave - 2016

Sample: Population of Montenegro 18+

Sample size: 1000 respondents

Three-stage random representative stratified sample

First unit stage: territory of polling stations

Sample type: Second unit stage: Households (SRSWoR – random step)

Third unit stage: respondents within the household (Kish tables)

Type of research: Omnibus, field questionnaire of an average length of 45 minutes

Place of research: 17 cities in Montenegro, 130 territories of polling stations, urban, suburban and rural environments

Postratification: by gender, age and region

Error: ±1.45% for incidence of 5%
±2.86% for incidence of 25%
±3.31% for incidence of 50% (marginal mistake)

Implementation: II Wave - 2019

Sample: Population of Montenegro 18+

Sample size: 1036 respondents

Three-stage random representative stratified sample

First unit stage: territory of polling stations

Sample type: Second unit stage: Households (SRSWoR – random step)

Third unit stage: respondents within the household (Kish tables)

Type of research: Omnibus, field questionnaire of an average length of 45 minutes

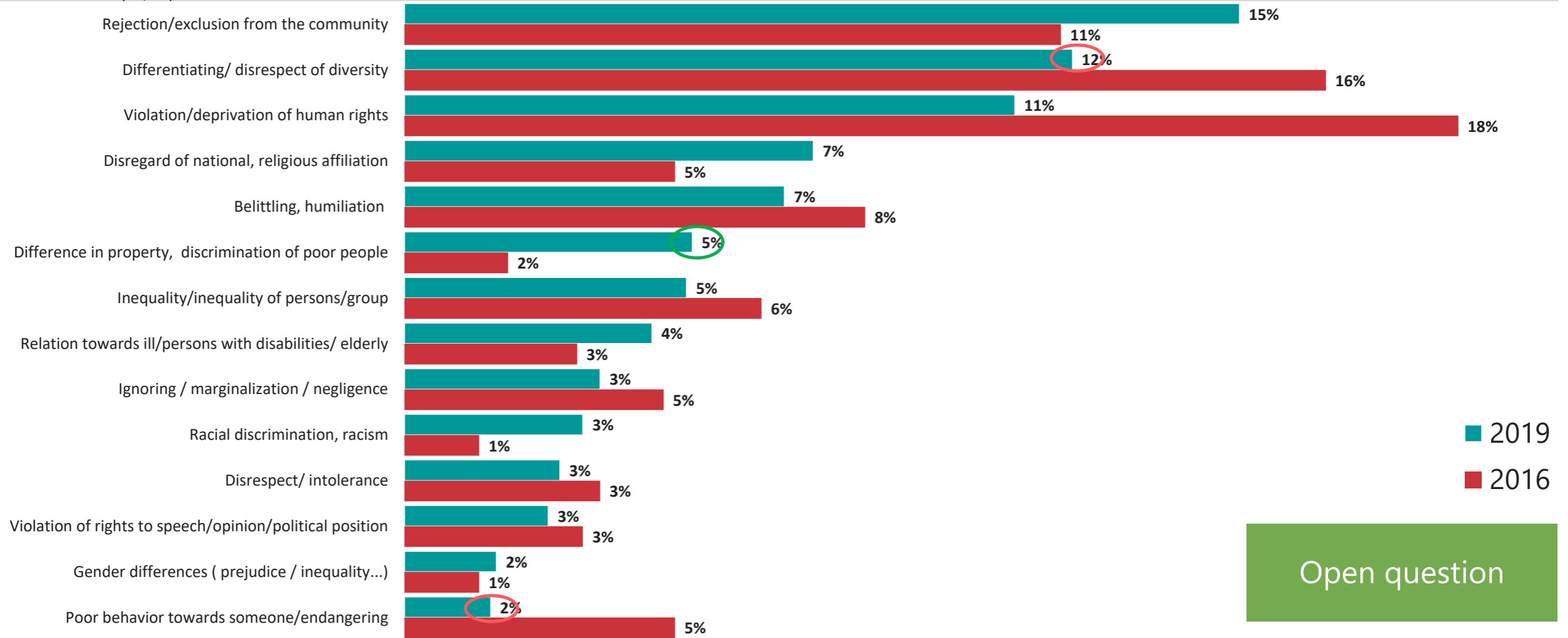
Place of research: 17 cities in Montenegro, 130 territories of polling stations, urban, suburban and rural environments

Postratification: by gender, age and region

Error: ±1.33% for incidence of 5%
±2.64% for incidence of 25%
±3.05% for incidence of 50% (marginal mistake)

What is discrimination?

The most common associations of citizens to discrimination are: *rejection or exclusion from the community*, *differentiating/disrespect of diversity*, and *violation/deprivation of human rights*. When it comes to the top three associations, the situation did not change compared to 2016, with the note that significantly fewer citizens mentions *differentiating/disrespect of diversity* in 2019 than in 2016. In addition, more citizens mention *difference in property* in 2019 than in 2016. In overall, citizens are familiar with the concept of discrimination, but there is plenty of space for improvement as quarter of respondents does not know or has no position about this issue (22,5%).



Open question

Base: Total target population

What is discrimination?? What do you imply by this term?

DEPRIVATION OF RIGHTS

Three-quarters of citizens of Montenegro assess that deprivation of right solely on the basis of some personal feature is not justified, with no exceptions, although one-fifth (21%) tends to claim that generally it is not justified, but there are circumstances when it is. Situation is almost identical as it was in 2016, and concerning as it points that this percentage of citizens still does not understand that there is no justification for discrimination.

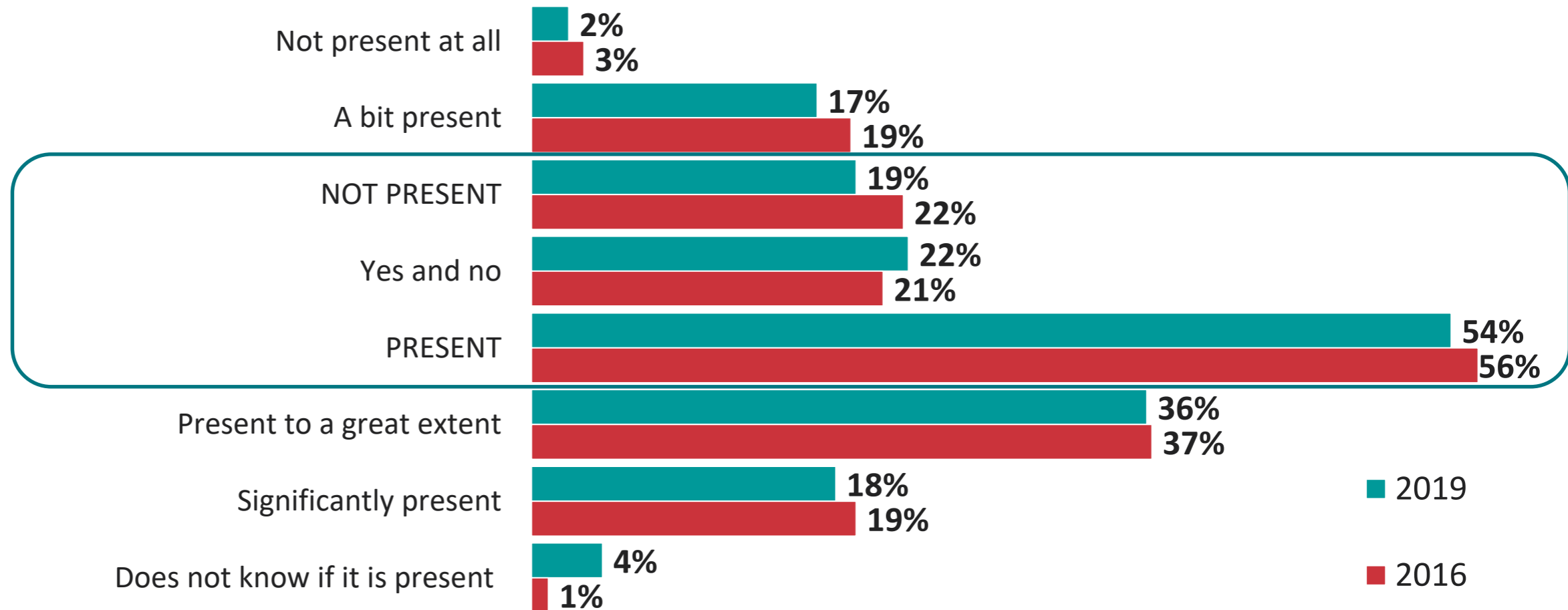


Base: Total target population

In your opinion, is it justified to deprive someone of a right (for instance, right to labour, to education, health care, use of their language, etc.) only on the basis of some personal feature (for example, based on nationality, religion, gender, age, sexual orientation, property status etc.)?

Presence of discrimination

Similar as in 2016, more than half of citizens of Montenegro estimate that discrimination is present in Montenegro in 2019 as well.

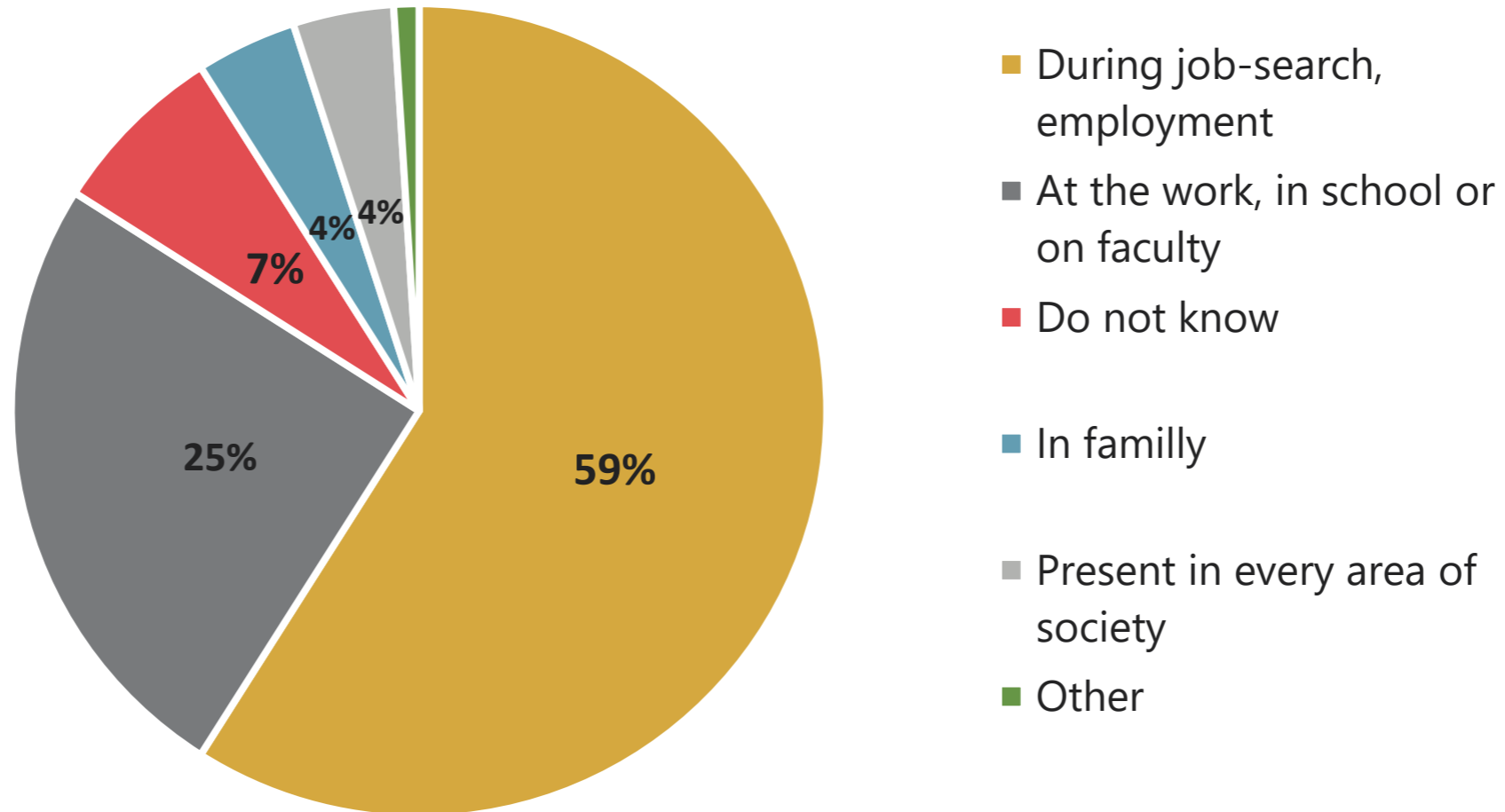


Base: Total target population

In your opinion, to what extent is discrimination present in our country?

Presence of discrimination in different areas of life and work

Three of five citizens of Montenegro estimate that discrimination is most present during job-search and employment, while one-quarter estimates that discrimination is most present at the work, in the school or on faculty.

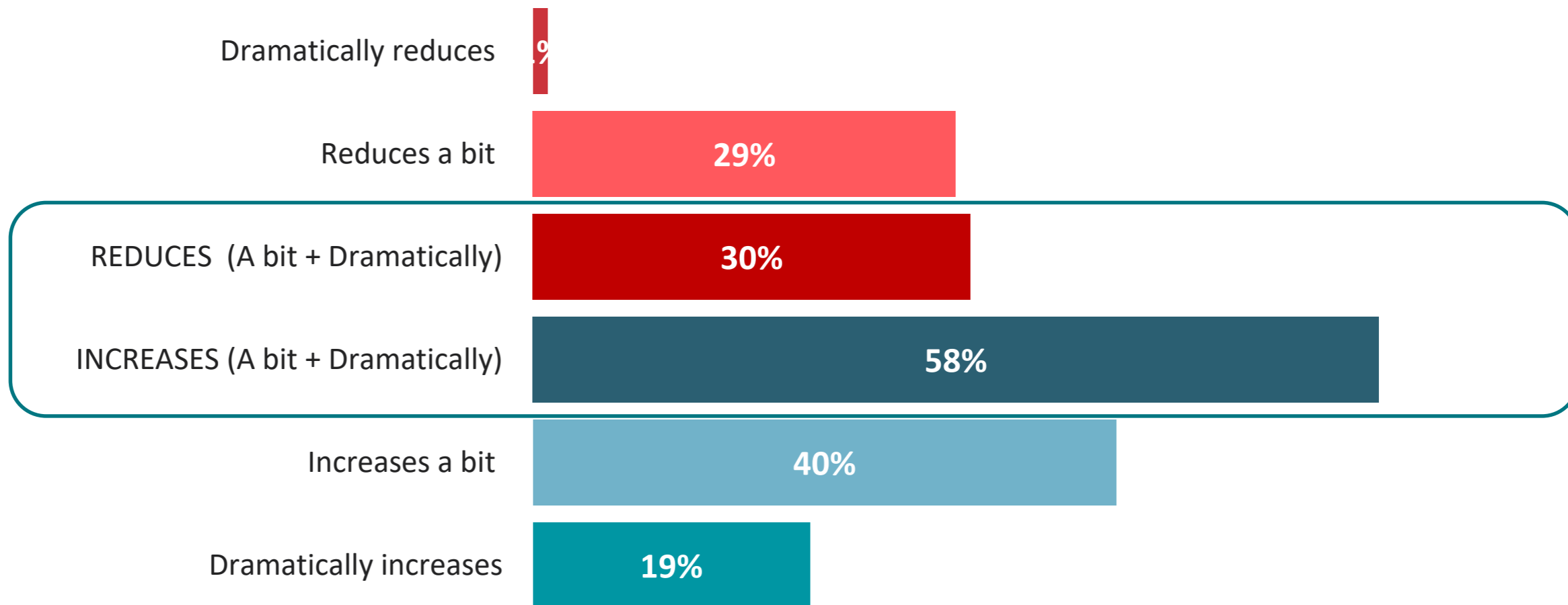


Base: Total target population

In which area of life and work is discrimination most present?

Status of discrimination

Apart of considering that discrimination exists in Montenegro, more than half of citizens, also, have perception that discrimination in our society is increasing.

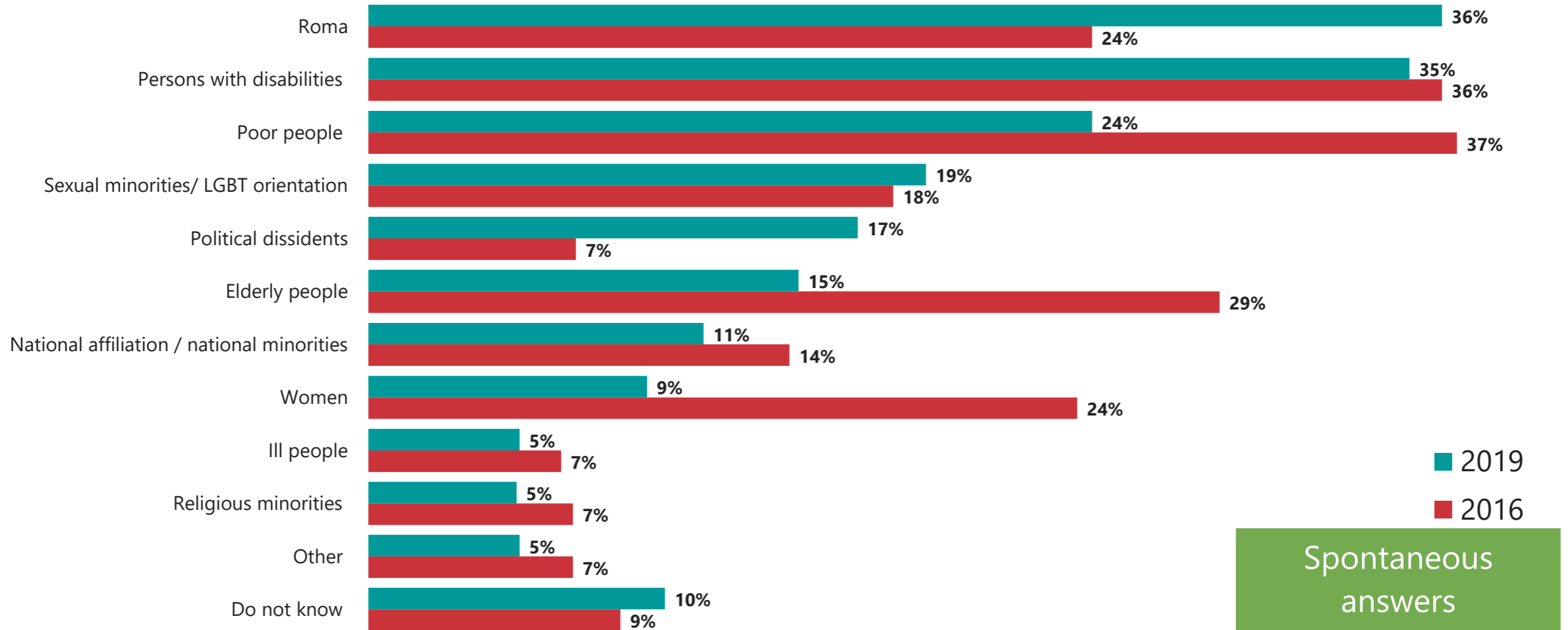


Base: Total target population

Do you think that discrimination is decreasing or increasing in our society?

Which groups are most exposed to discrimination?

Within spontaneous responses, the situation is similar as in 2016. However, there are changes amongst first five places. Thus, poor persons, Roma, persons with disabilities remain at the top of discriminated, but instead of women and elderly as discriminated groups among these spontaneous responses, LGBT persons and political non-dissidents are now positioned.

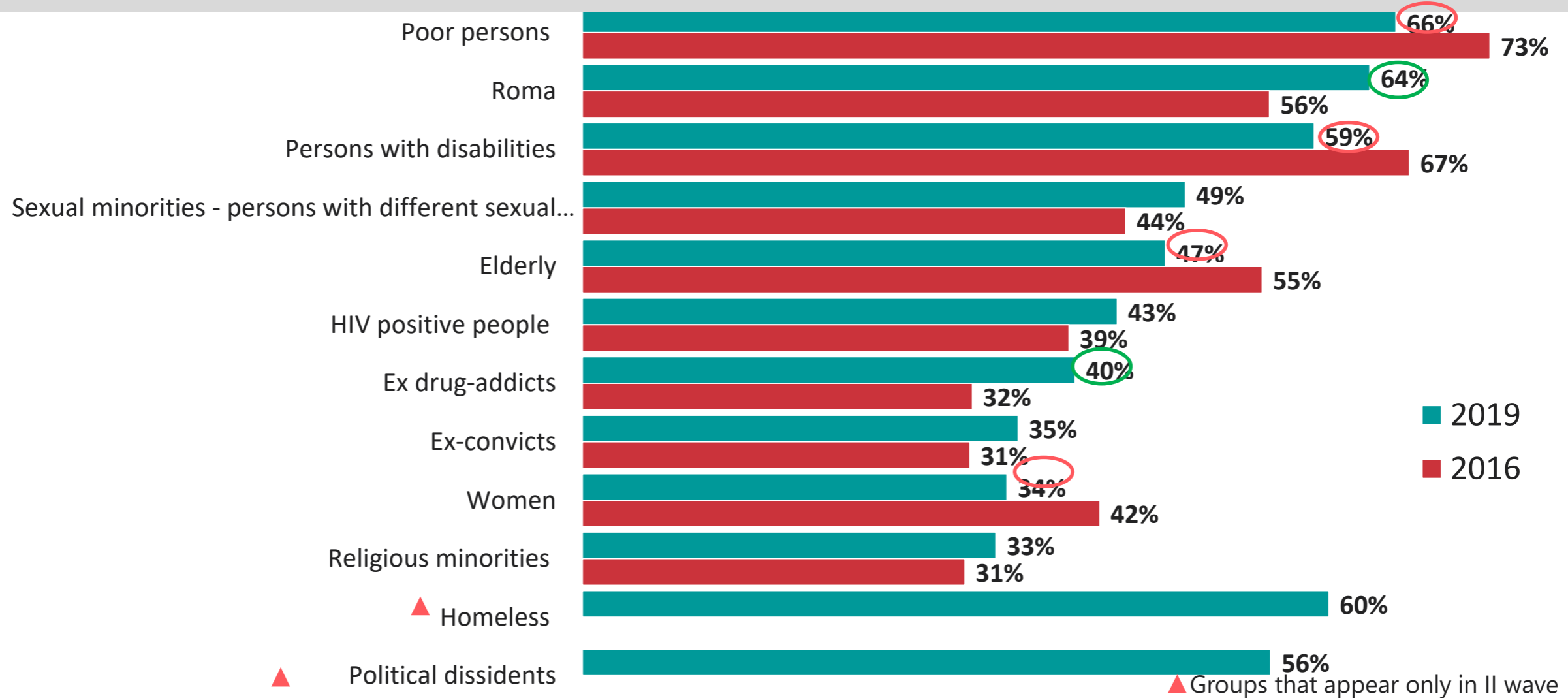


Base: Total target population

Which groups would you say are most exposed to discrimination in Montenegro?

Which groups are most exposed to discrimination? - ranking of the offered options

Poverty is strongly holding on the list of features perceived as an obstacle to equal approach, thus poor people remain mostly discriminated group as perceived, and among first five are also Roma and persons with disabilities. However, compared to 2016, instead of LGBT and elderly, this list comprises homeless and political dissidents. These two groups have not been previously listed as an option which respondents have opted for. Tension in socio-political context, as well as the more frequent presence of homelessness in last years, have motivated us to offer them as an option as well. Political dissidents have also increased significantly among spontaneous responses.



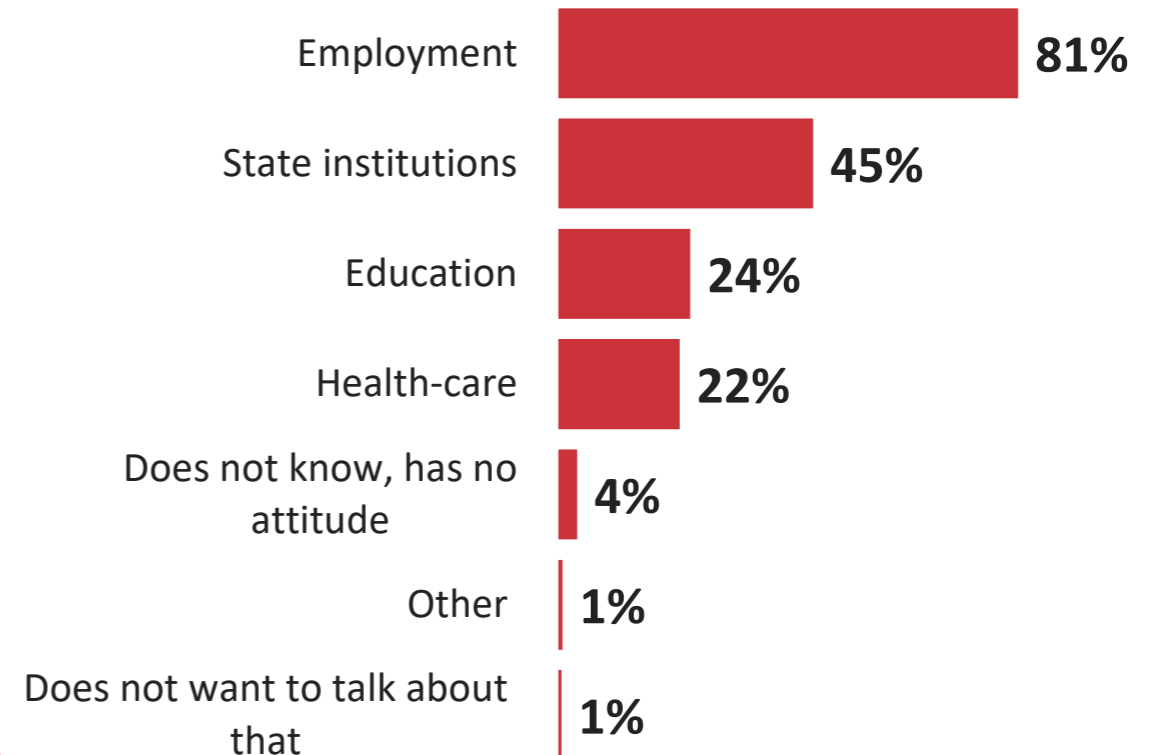
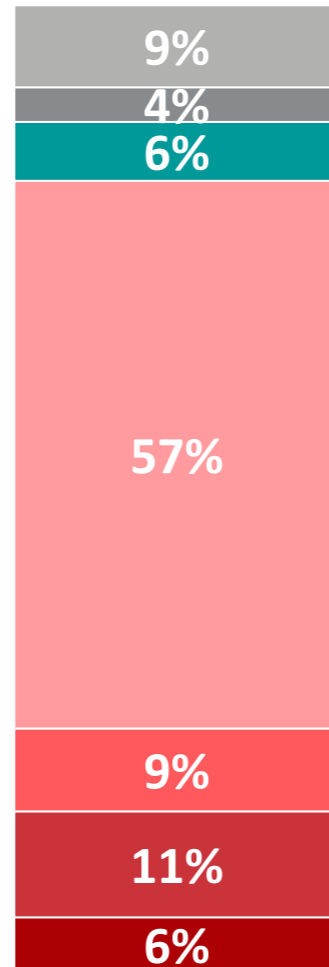
Base: Total target population

In your opinion, to what extent are the following groups, discriminated, placed in an unequal position in relation to others?

Political discrimination

Convincing majority of citizens (over 4/5) estimate that there is political discrimination in Montenegro, whether it is perception, experience or knowledge. Thereby, more than a half believes that political discrimination exists, while it is smaller number of those who state that they have personally experienced it or that they have witnessed political discrimination of someone they know. Of all citizens who assess that political discrimination is present, four of five persons believe that it is most present in employment, and almost half recognizes state institutions as area in which political discrimination can be best attested. They are followed by education and health-care.

- Does not know, has no attitude
- Does not want to talk about it
- No, I am sure that political discrimination does not exist in Montenegro
- I have not experienced or heard experience of someone I know, but I believe that it exists
- Me and someone I know have been politically discriminated
- Yes, I personally have witnessed political discrimination of someone I know
- I personally have been discriminated



In your opinion, is there a political discrimination in Montenegro?

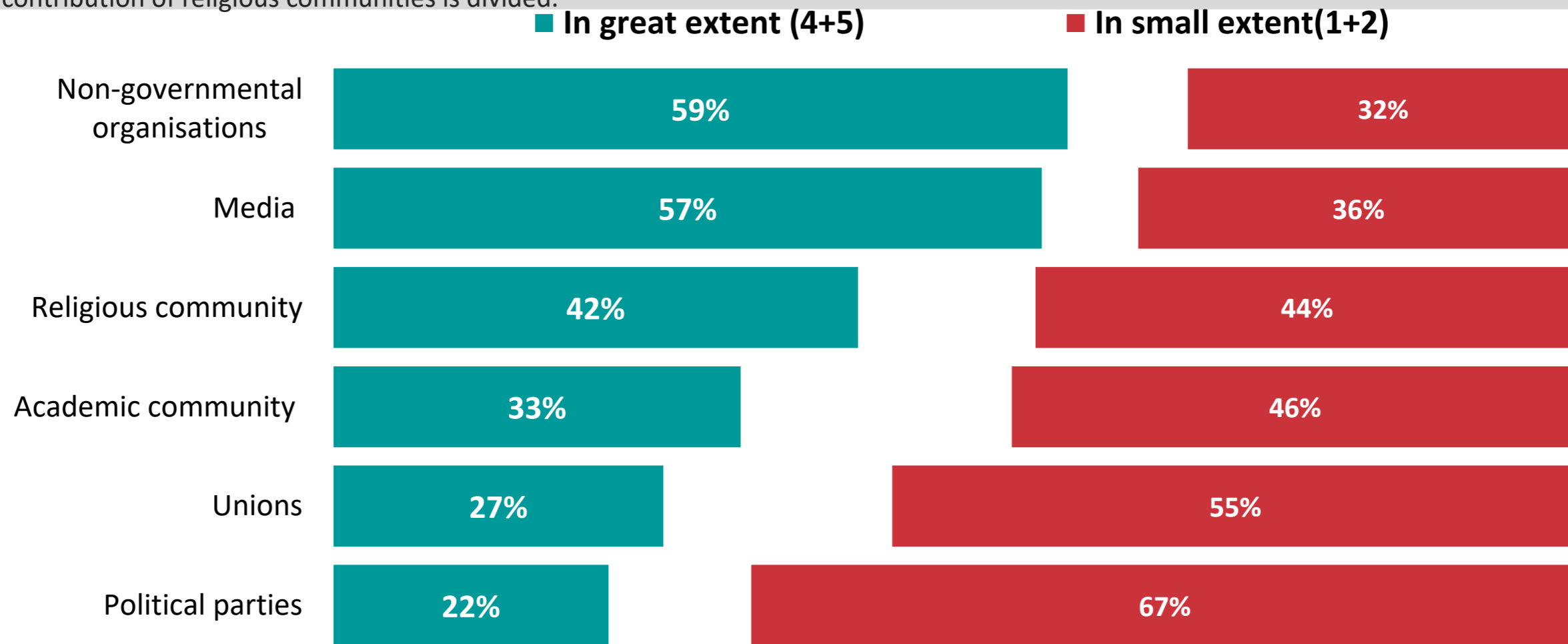
Base: Total target population

In which area can political discrimination best be attested?

Base: Citizens who estimate that there is political discrimination in Montenegro (82% of the target population)

Contribution of various organisations to fight against discrimination

More than half of citizens estimate that non-governmental organisations and media are contributing to prevention and fight against discrimination to the great extent, while almost two-thirds believe that political parties contribute to fight against this social problem in small extent or not at all. Also, citizens do not recognize sufficient engagement of unions and academic community in prevention and fight against discrimination, while the attitude towards contribution of religious communities is divided.

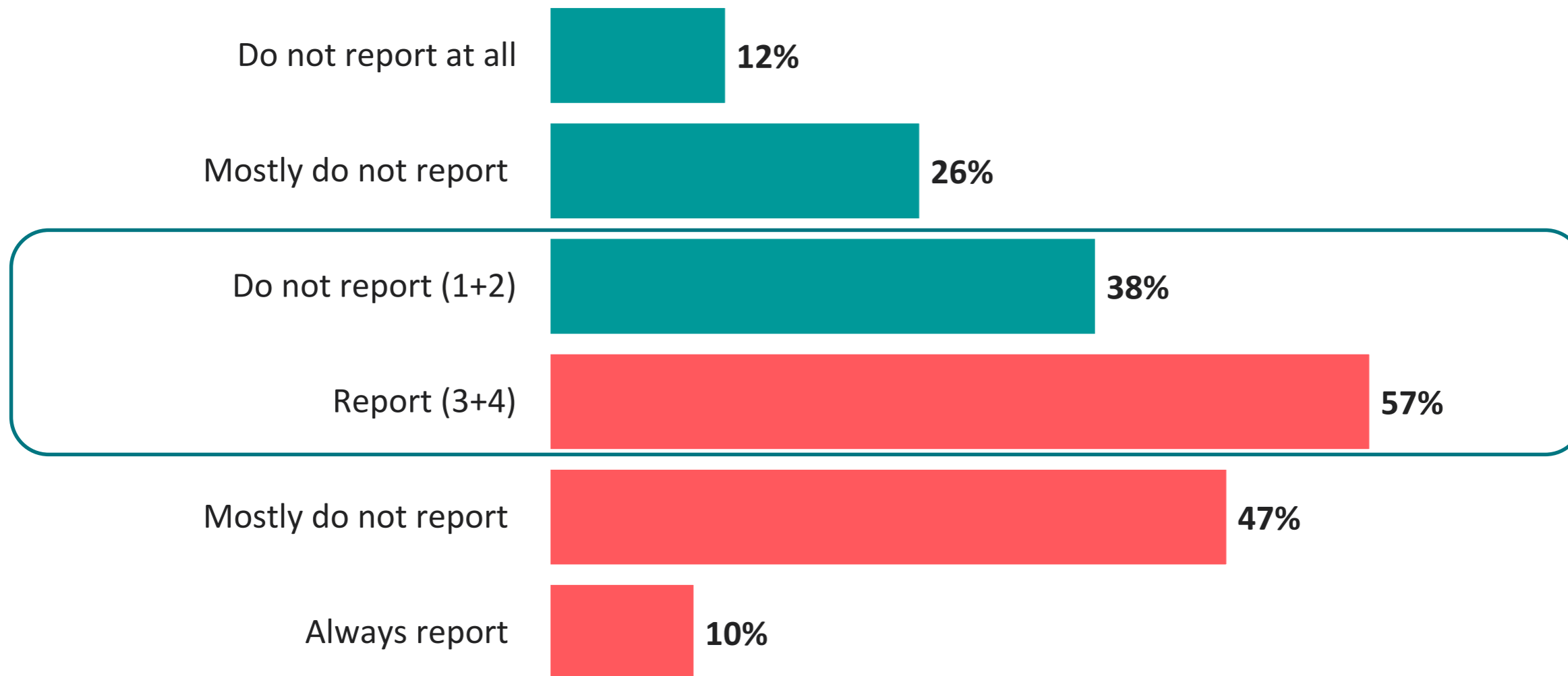


Base: Total target population

To what extent do following organizations contribute to the prevention and fight against discrimination?

Media reporting about discrimination

More than half of citizens estimate that media report about discrimination, while almost two-fifths estimate that they are mostly not or not at all doing so.

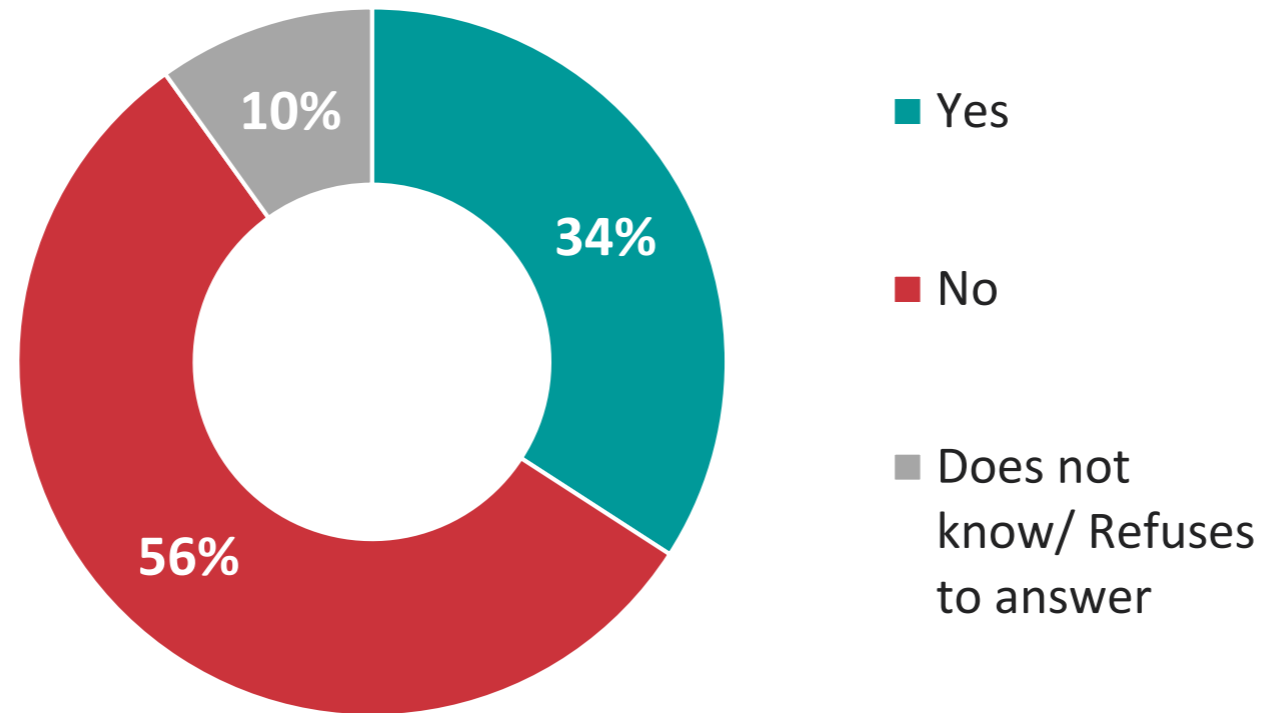


Base: Total target population

How much are media reporting about the problem of discrimination?

Self-assessment of being informed about rights in protection against discrimination

More than half citizens of Montenegro do not deem themselves enough informed about rights which they have when it comes to protection against discrimination, while around one-third of them claims to be sufficiently informed about this topic.

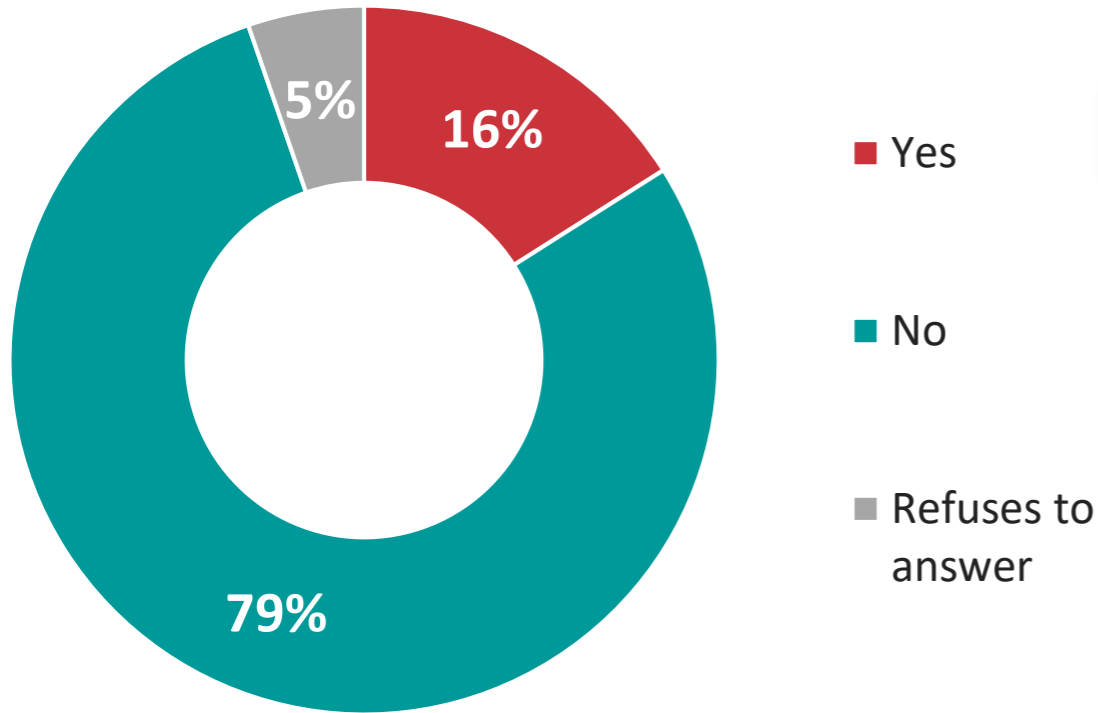


Base: Total target population

Do you deem yourself enough informed about the rights you have when it comes to protection against discrimination?

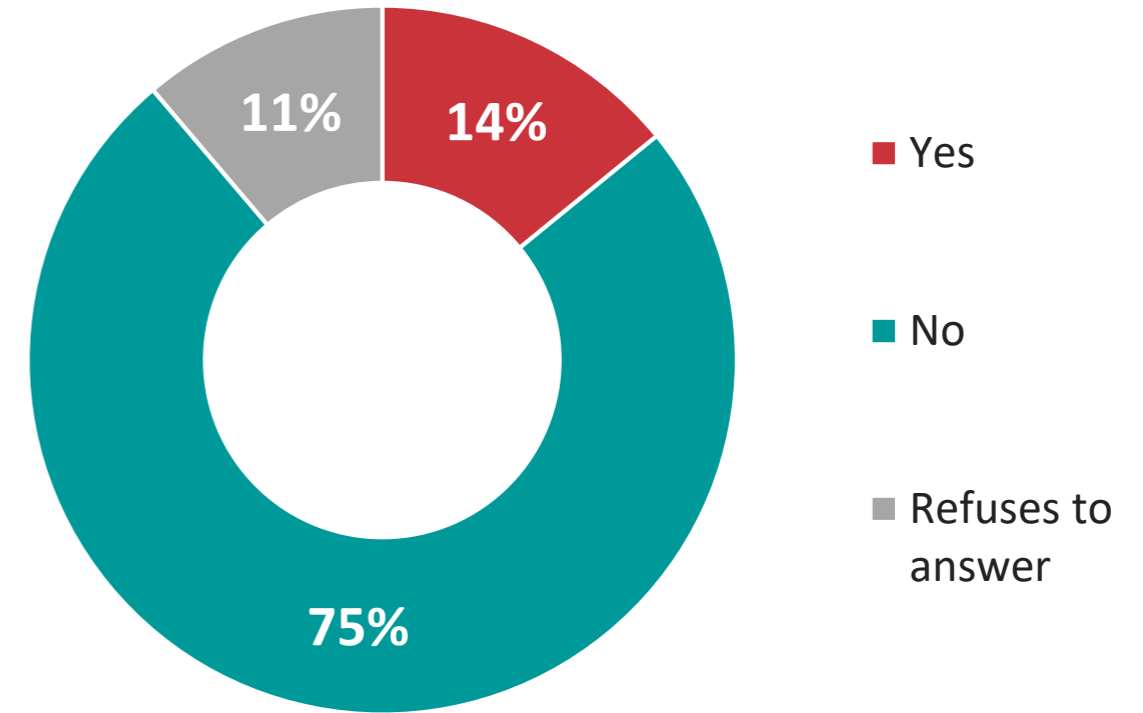
Personal experience of discrimination and reporting of discrim

Less than a fifth (16%) have stated that they have experienced discrimination due to some personal feature in last three years, and three of four such citizens that they have reported it as well, which indicates that those who are more aware when it comes to this issues, are also better recognizing and reporting discrimination.



Have you experienced discrimination in the past three years due to some personal feature?

Base: Total target population

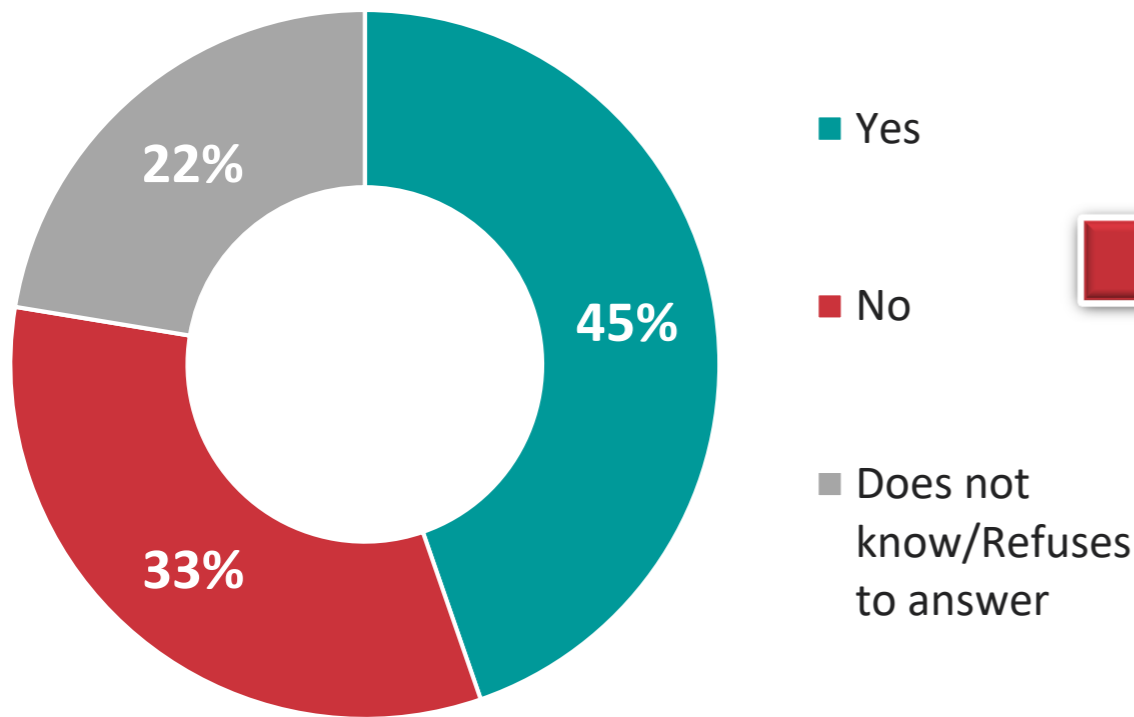


Have you reported it?

Base: Respondents who have experienced discrimination in the last three years due to some personal feature (16% of the target population)

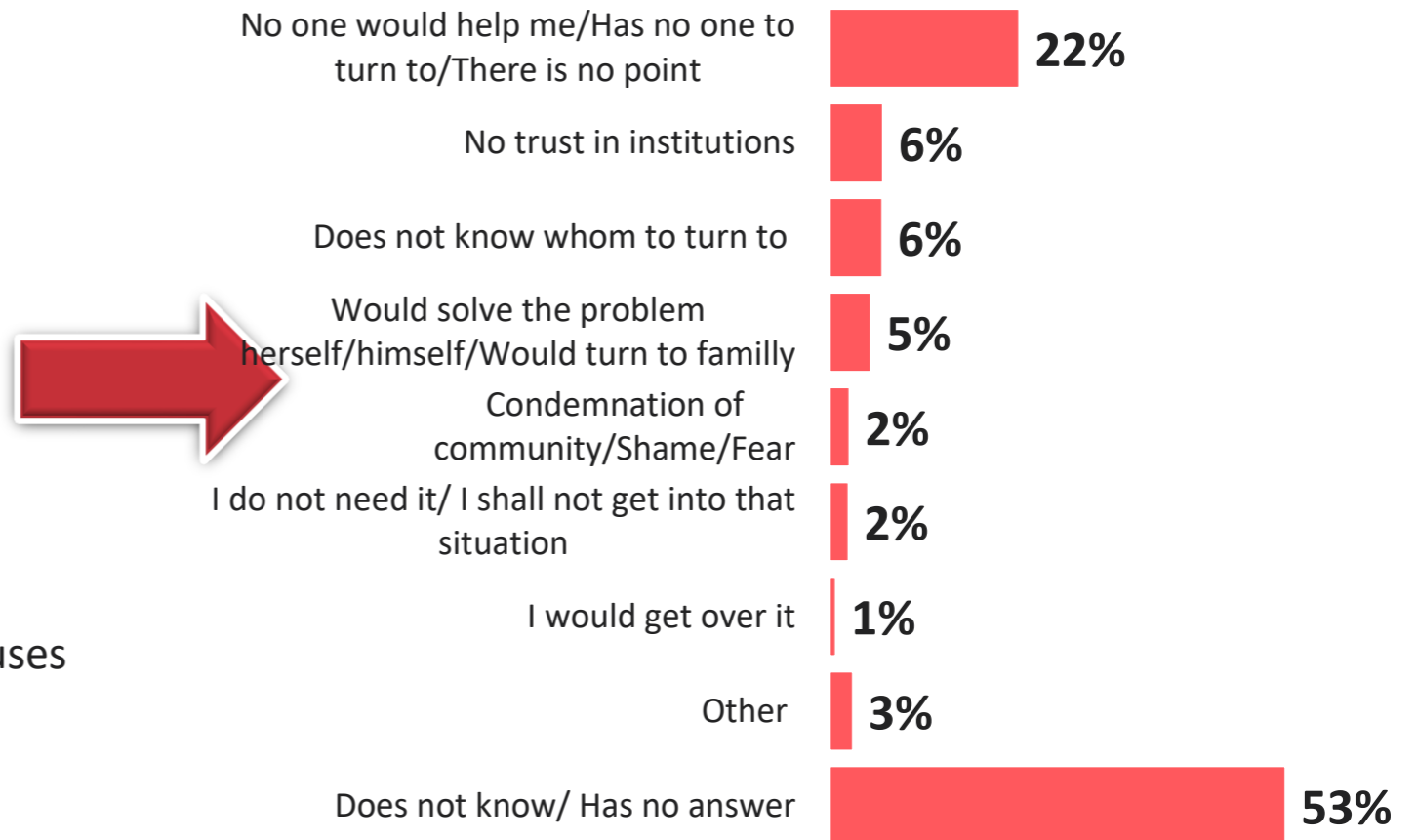
Seeking support in case of discrimination

Somewhat less than a half of citizens claim they would seek for support if they are discriminated in future. One-third of them states they would not do so, although more than half of them cannot state a reason for such an attitude, and one-quarter of them consider that they have no one to turn to, no one to help them, thus consequently seeking help would be meaningless.



Regardless of whether or not you have experienced discrimination in the last three years, if you were discriminated in the future, would you seek the help?

Base: Total target population

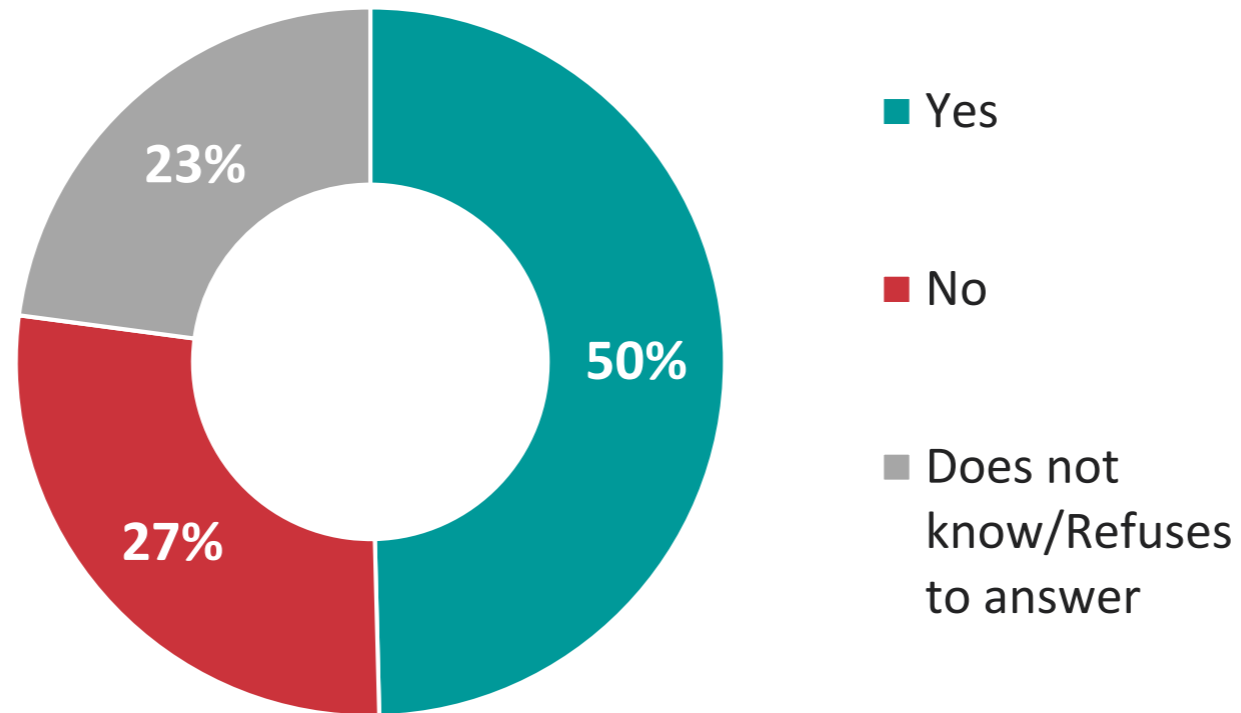


For what reason you would not seek help?

Multiple answers; Base: respondents who would not seek help in case they were discriminated (55% of the target population)

Reporting discrimination which citizens have witnessed

Exactly one half of citizens would report discrimination which they have witnessed, while one-quarter claims they would not do so.

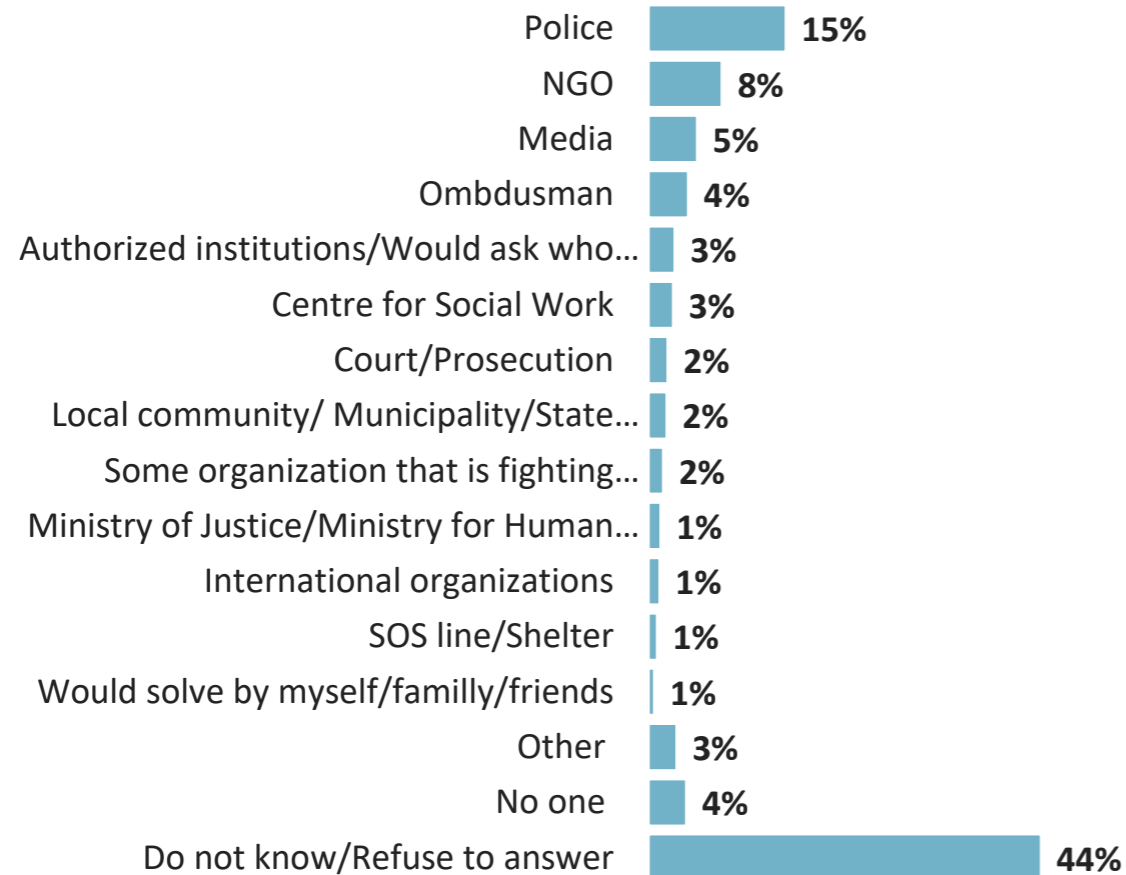


Base: Total target population

Regardless of whether you would seek help if you personally experienced discrimination, would you be willing to report the discrimination you witnessed?

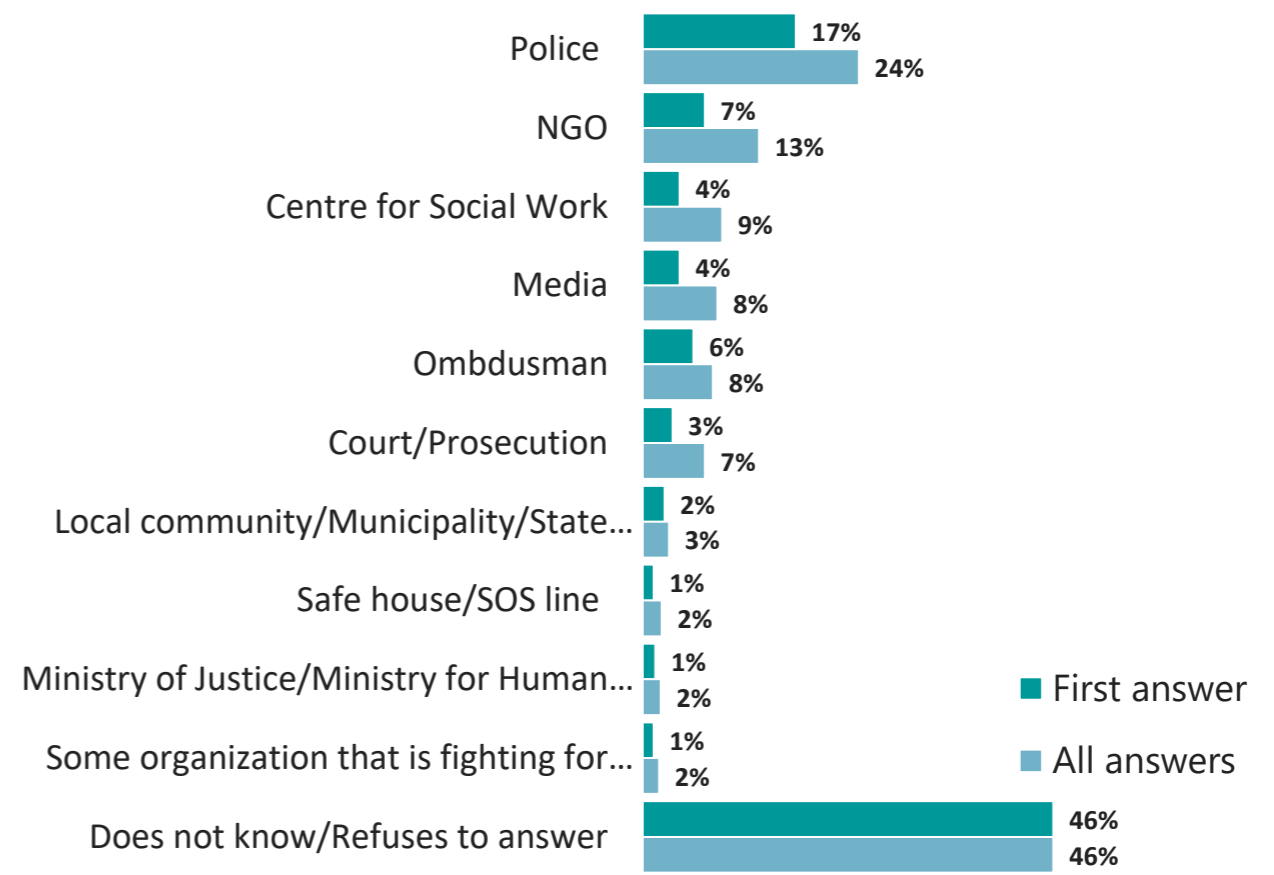
Institutions and protection from discrimination

Police is mostly listed as institution which they would address in case of discrimination, and two-fifths of citizens does not even know whom to address in case of discrimination. The findings are similar when it comes to key institutions whom citizens can address if they feel discriminated, wherein almost half of respondents did not know which institutions they should state, and one-quarter has stated the police again



Regardless of whether you answered that you would or would not ask for help, if you decided to still seek help, which institution would you first address in case of discrimination?

Base: Total target population

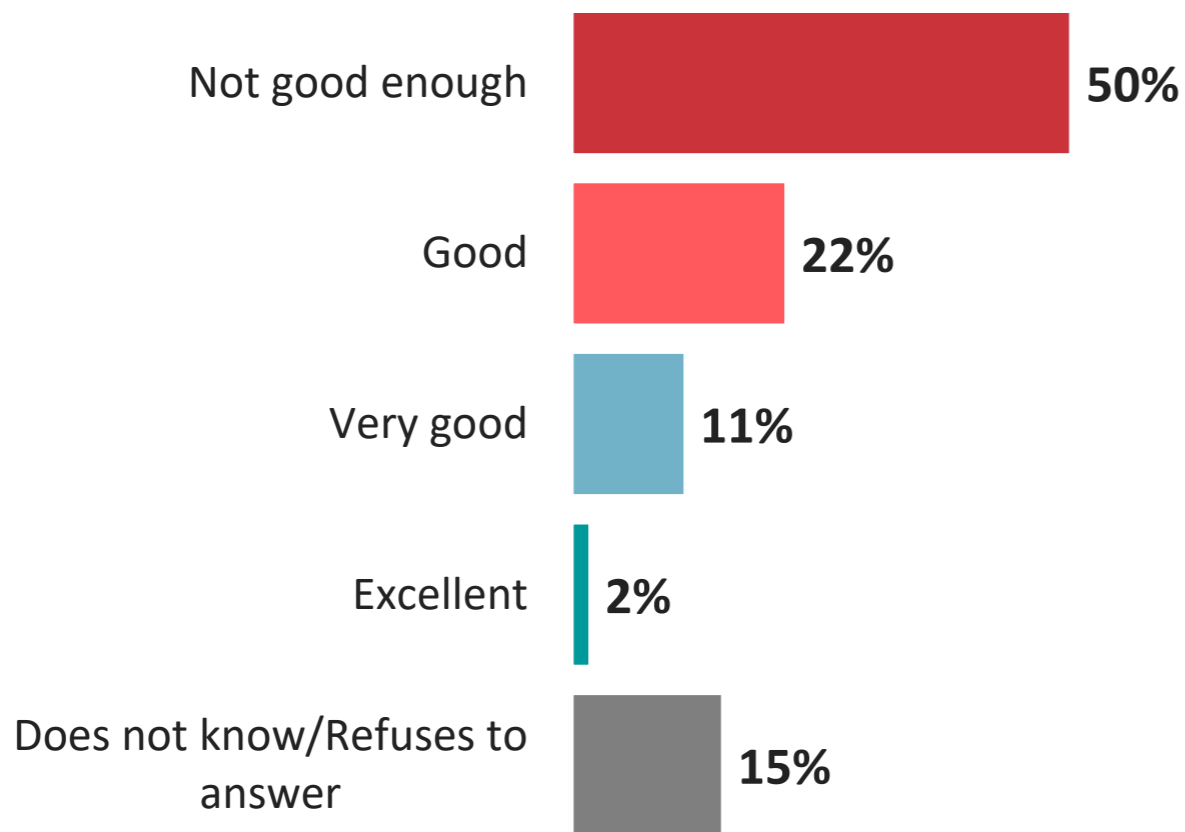


Regardless of whether and which institution you mentioned in the previous question, in your opinion, which are the key institutions that citizens can address in the case they are discriminated?

Base: Total target population

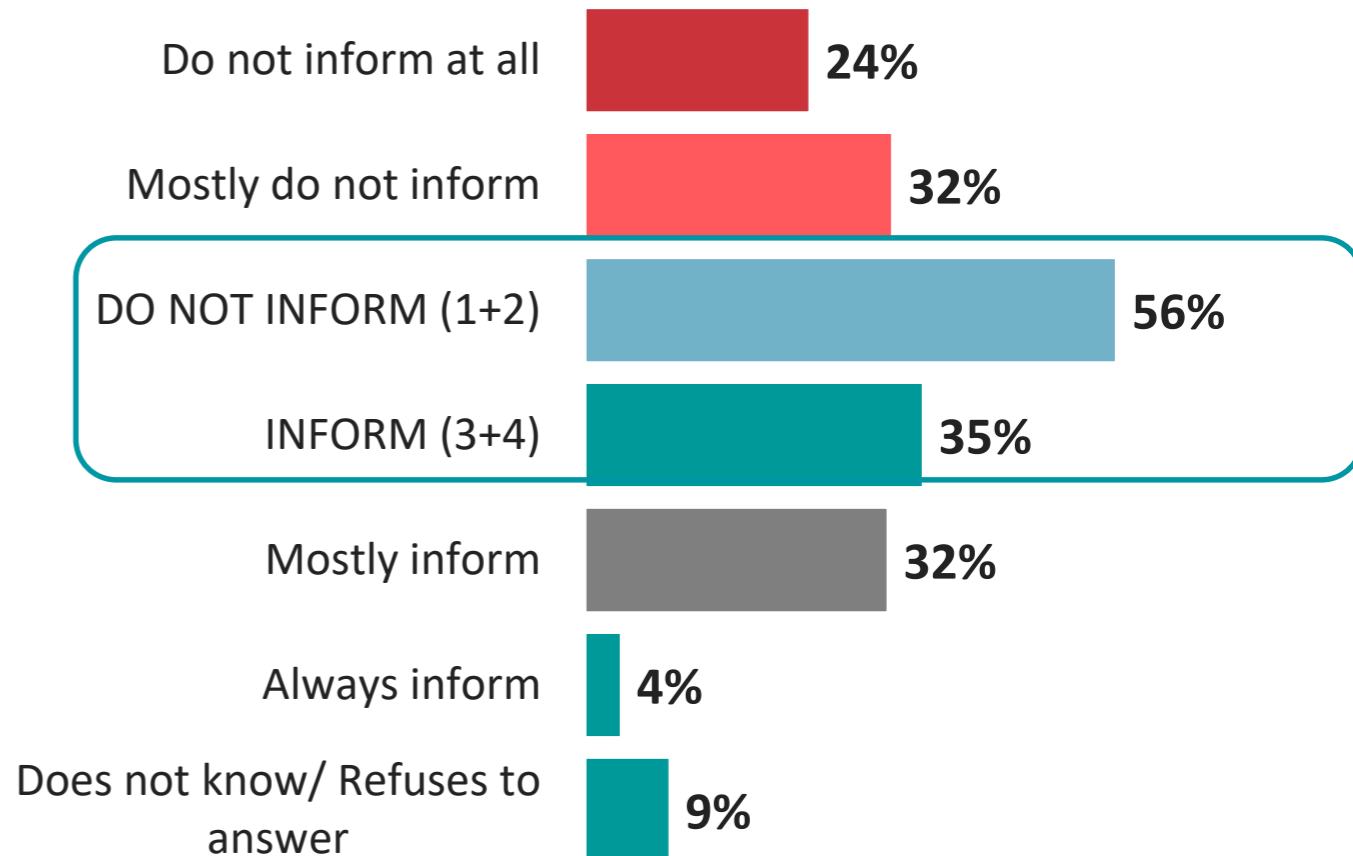
Perception of the work of institutions

In general, half of citizens estimate that the work of institutions in charge of preventing discrimination is not good enough. Also, somewhat more than half of them estimate that authorised institutions do not inform citizens about the problem of discrimination and mechanism for protection, while around one-third thinks that they do.



How do you assess the work of institutions that are authorised to prevent discrimination?

Base: Total target population



How authorised institutions inform citizens about the problem of discrimination and mechanisms for protection?

Base: Total target population

Perception of the work of institutions

Opinions are divided also when it comes to citizens' attitudes about the capability of institutions to protect them from discrimination. Thus, one-third estimates that institutions can only protect them against discrimination to some extent, while somewhat less than one-third is convinced that institutions cannot protect them at all. Only one-quarter of citizens estimates that institutions can protect them from discrimination in most cases, and 6% think that institutions can always protect them from discrimination.

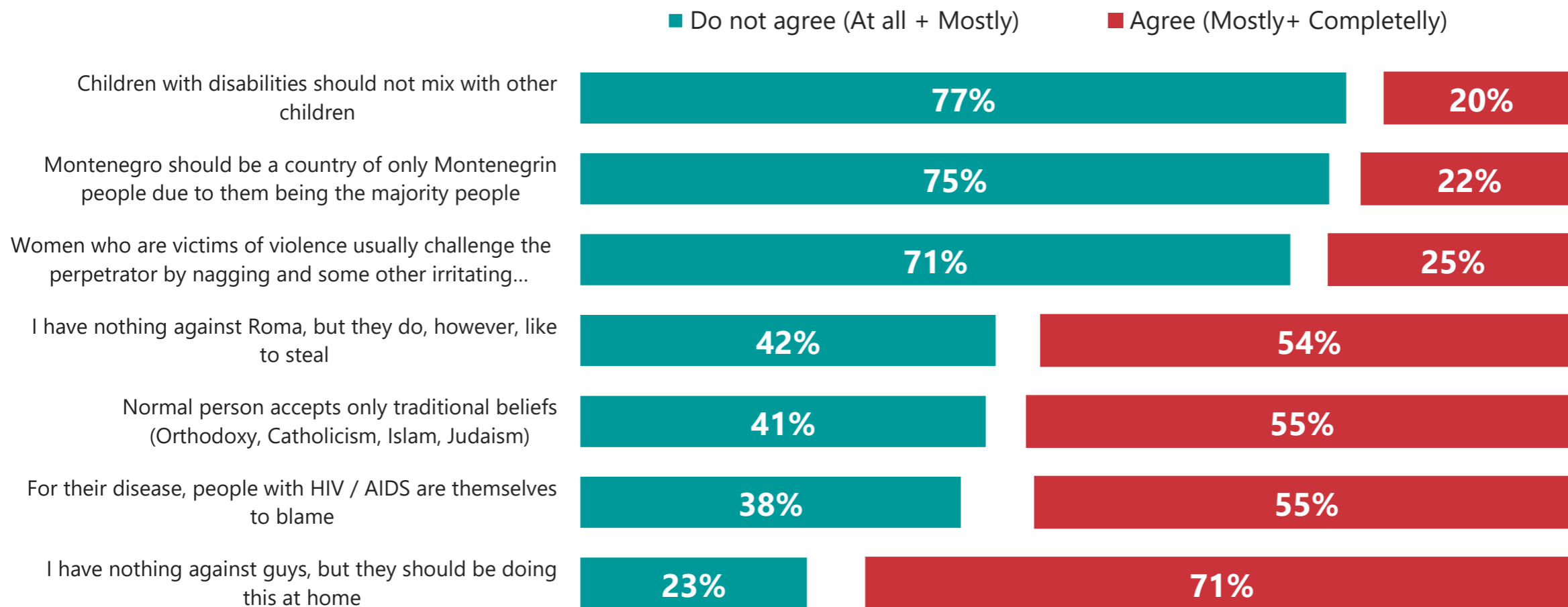


Base: Total target population

To what extent do you believe that institutions can protect you from discrimination?

Indicators of discrimination

The largest percentage of citizens expresses disagreement with claims related to prohibition of inclusion of children with disability, that women are victims of violence by their own fault, or that Montenegro should be a country of only Montenegrin people. Indicators of discrimination are highly expressed towards LGBT persons, as well as HIV/AIDS infected, Roma, and also towards those who do not belong to traditional religions.

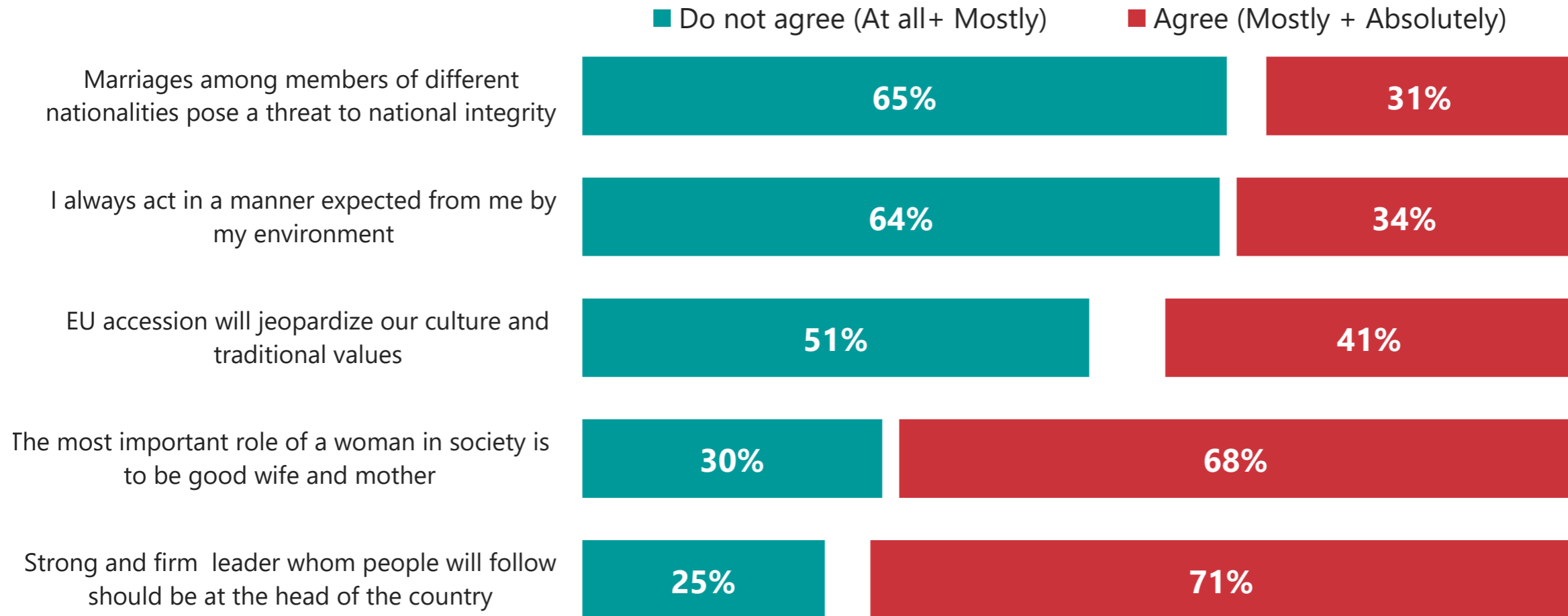


Base: Total target population

To what extent do you agree with the following claims?

Broader state of mind of citizens

When it comes to values, compared to 2016, there are no significant changes in registering a somewhat positive attitude towards marriages among members of different nationalities. However, the number of those who deem that EU accession will not jeopardize our culture and traditional values is increasing (51% to 41% in 2016), while idolatry is decreasing in certain percentage – today 71% of citizens think that a strong and firm leader whom people will follow should be at the head of the country, while 80% have had this attitude in 2016. It is a large percentage, albeit also dropping down, of those who estimate that the most important role of a woman in society is to be good wife and mother (68% while it was 71% in 2016). Over one-third of citizens has conformist approach and state that they always act in a manner expected from them by their environment



Base: Total target population

To what extent do you agree with the following states?

Full circle for
human rights

